



aerospace  
climate control  
electromechanical  
filtration  
fluid & gas handling  
hydraulics  
pneumatics  
process control  
sealing & shielding



# Hydraulic Hoses and Fittings

Medium-Pressure



ENGINEERING YOUR SUCCESS.

# Medium-Pressure Hoses and Fittings

The perfect range for the more demanding market requirements



The medium-pressure hose range contains the Elite No-Skive compact hydraulic hoses exceeding ISO and EN specifications and

the classical No-Skive hydraulic hoses according to ISO, EN and SAE specifications. This hose range is complemented by a full

selection of compatible No-Skive fittings in steel and stainless steel.

- Extended range of working temperatures:  
-50 °C up to +150 °C
- Selected hoses feature nitrile inner tubes suitable for mineral and bio-degradable oils
- Full range of fluid compatibility; oil, water, phosphate ester etc.
- Using high quality compounds allows thin covers – less weight – long service life still assured
- High flexibility for easier installation and increased service life
- Small bend radii and light weight for applications where space and weight are determining factors
- High abrasion resistance hose covers superior to ISO 6945 requirements, extending service life
- High ozone-resistant cover compounds extending weathering and aging resistance
- Parkrimp machines, portable or bench mounted for easy assembly operation – hose assemblies meet CE directives



- Complete No-Skive fitting technology across the full range of medium pressure hoses providing simpler, quicker and safer hose assembly




# Parkrimp® *No-Skive*

The system for fast and leak-free assemblies


- No skiving tool needed
- No need to remove the cover
- Crimps one-piece fittings
- Parkalign positions the fittings in the dies perfectly every time
- Quick and easy: no gauges to set on the machine
- Portable machines for field repair
- Meets EN safety regulations

## The perfect match



The complete system from one source. No-Skive hose, No-Skive fitting and crimping machine with world-wide guarantee and availability.


## Parker's colour-coded die sets



No loose parts to mismatch or misplace – die set segments linked together.

Die sets provide 360° evenly applied crimping forces for an ideal crimp result.

## Parkalign®





Parker's exclusive Parkalign® positions the fitting in the dies perfectly every time.



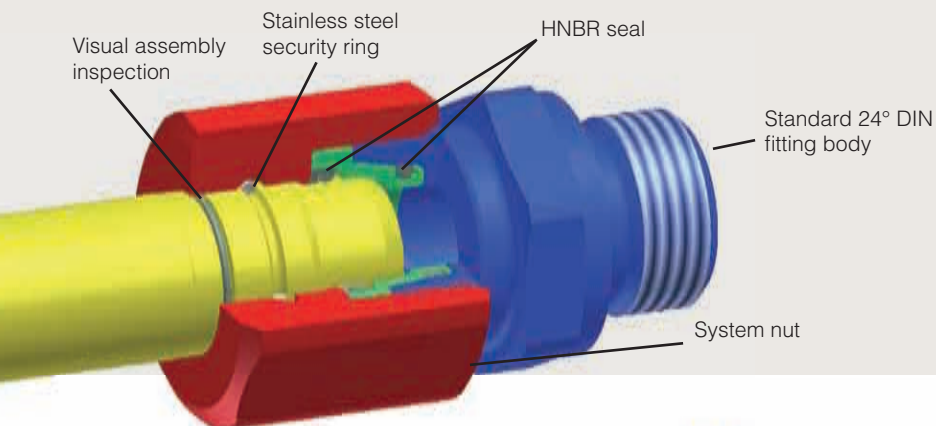
## Applications

The definitive hose range for all medium-pressure applications



# Universal Push to Connect (UPTC)

The unique push-in system for tubes and hoses




## As a standard solution it's a stroke of genius

Parker's UPTC is the standardised push-in system for Parker 24° DIN fitting bodies.

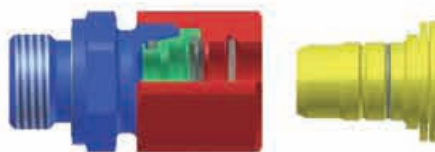
### In use with tube and hose

Because of its flexibility, UPTC is a unique push-in system for tube and hose terminations.



### Assembly

- Simply introduce the hose or tube into the works-assembled fitting and push in.



### Assembled connector

#### Simple

- Visual assembly inspection
- Marker inside the nut = unambiguous assembly results

#### Safe



- Security ring locks in place
- Termination is held in the connector

#### Leak-proof

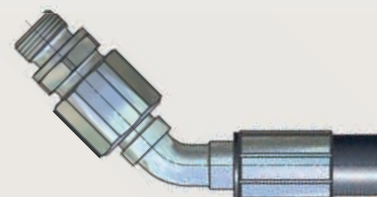
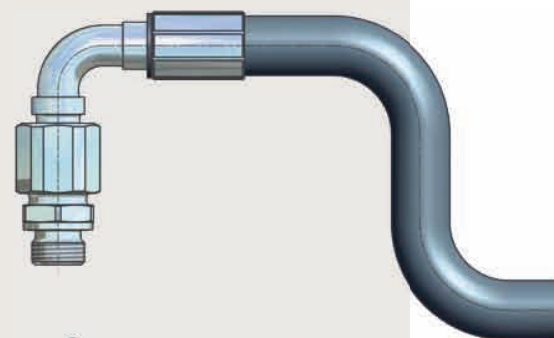
- Elastomeric seal
- 100 % leak-proof

### Disassembly

- Removable and fit for reassembly just like conventional screw fittings – possible even in very dirty conditions
- Repair-friendly
- No special tools required



## Examples



More information about UPTC  
please find on pages Cb-47 – Cb-48.



# Parkrimp No-Skive Hoses and Fittings

Medium-pressure	No-Skive Hose	Standard	<b>421SN</b> <i>No-Skive</i> Hose	Ca-1
			<b>422</b> <i>No-Skive</i> Hose	Ca-2
			<b>301SN</b> <i>No-Skive</i> Hose	Ca-3
			<b>302</b> <i>No-Skive</i> Hose	Ca-4
			<b>441</b> <i>No-Skive</i> Hose	Ca-5
			<b>451</b> <i>No-Skive</i> Hose	Ca-6
			<b>492</b> <i>No-Skive</i> Hose	Ca-7
			<b>462</b> <i>No-Skive</i> Hose	Ca-8
		High abrasion resistance	<b>301TC</b> <i>No-Skive</i> Hose	Ca-9
			<b>351TC</b> <i>No-Skive</i> Hose	Ca-10
		MSHA approved	<b>451TC</b> <i>No-Skive</i> Hose	Ca-11
			<b>471TC</b> <i>No-Skive</i> Hose	Ca-12
			<b>472TC</b> <i>No-Skive</i> Hose	Ca-12
		Extreme abrasion resistance	<b>492ST</b> <i>No-Skive</i> Hose	Ca-13
			<b>462ST</b> <i>No-Skive</i> Hose	Ca-14
		Low / High temperature	<b>426</b> <i>No-Skive</i> Hose	Ca-15
			<b>436</b> <i>No-Skive</i> Hose	Ca-16
			<b>461LT</b> <i>No-Skive</i> Hose	Ca-17
		Phosphate Ester	<b>424</b> <i>No-Skive</i> Hose	Ca-18
			<b>304</b> <i>No-Skive</i> Hose	Ca-19
		Railway	<b>441RH</b> <i>No-Skive</i> Hose	Ca-20
			<b>421RH</b> <i>No-Skive</i> Hose	Ca-21
		Water cleaning	<b>493</b> <i>No-Skive</i> Hose	Ca-22
			<b>463</b> <i>No-Skive</i> Hose	Ca-23
		Pilot	<b>402</b> <i>No-Skive</i> Hose	Ca-24
			<b>412</b> <i>No-Skive</i> Hose	Ca-25
		Wire cover	<b>421WC</b> <i>No-Skive</i> Hose	Ca-26
		Powerlift	<b>477</b> <i>No-Skive</i> Hose	Ca-27
			<b>477ST</b> <i>No-Skive</i> Hose	Ca-28
		Extremely flexible	<b>692</b> <i>No-Skive</i> Hose	Ca-29
			<b>692Twin</b> <i>No-Skive</i> Hose	Ca-30
		Suction	<b>811</b> <i>No-Skive</i> Hose	Ca-31
			<b>881</b> <i>No-Skive</i> Hose	Ca-32
Fittings	Series 46 and 48	<b>DIN</b>	Cb-1 – Cb-13	
		<b>BSP</b>	Cb-14 – Cb-20	
		<b>SAE</b>	Cb-21 – Cb-28	
		<b>Flange</b>	Cb-29 – Cb-33	
		<b>ORFS</b>	Cb-34 – Cb-39	
		<b>JIS</b>	Cb-40 – Cb-41	
		<b>French Standard</b>	Cb-42 – Cb-44	
		<b>High Pressure Cleaning</b>	Cb-45	
		<b>Others</b>	Cb-46	
		<b>UPTC</b>	Cb-47 – Cb-48	

Parker Hannifin assumes no liability for typographical errors or other errors





## 421SN – No-Skive

EN 853 1SN – ISO 1436 Type 1

### Primary Applications

General medium pressure hydraulic applications

### Applicable Specifications

EN 853 1SN – ISO 1436 Type 1 – SAE100R1AT

### Construction

Tube: Nitrile (NBR)  
Reinforcement: One high tensile steel wire braid  
Cover: Synthetic rubber

Temperature Range ..... -40 °C up to +100 °C

Exception: Air ..... max. +70 °C  
Water ..... max. +85 °C



- **No-Skive** thin cover hose construction
- Nitrile (NBR) inner tube  
– extended fluid compatibility
- Type approved with  
DNV, GL, LR, RINA







### Recommended Fluids

Petroleum and water-glycol based fluids, lubricating oils, air and water. For air above 1,7 MPa, the hose cover must be pin-pricked.

Consult the chemical compatibility section on pages **Ab-21** to **Ab-29** for more detailed information.

### Fittings Series



Part Number						Pressure Rating					
	Hose I.D.				Hose O.D.	 max. dynamic working pressure		 min. burst pressure		min. bend radius	weight
	DN	Inch	Size	mm	mm	MPa	psi	MPa	psi	mm	kg
421SN-4	6	1/4	-4	6.3	13.4	22.5	3250	90.0	13000	100	0.24
421SN-5	8	5/16	-5	7.9	15.0	21.5	3125	86.0	12500	115	0.27
421SN-6	10	3/8	-6	9.5	17.4	18.0	2600	72.0	10400	130	0.34
421SN-8	12	1/2	-8	12.7	20.7	16.0	2325	64.0	9300	180	0.43
421SN-10	16	5/8	-10	15.9	23.9	13.0	1875	52.0	7500	200	0.49
421SN-12	20	3/4	-12	19.1	27.8	10.5	1525	42.0	6100	240	0.63
421SN-16	25	1	-16	25.4	35.8	8.8	1275	35.0	5075	300	0.94
421SN-20	32	1.1/4	-20	31.8	44.8	6.3	900	25.2	3600	420	1.19
421SN-24	40	1.1/2	-24	38.1	51.1	5.0	725	20.0	2900	500	1.49
421SN-32	50	2	-32	50.8	64.7	4.0	575	16.0	2300	630	2.23

The combination of high temperature and high pressure could reduce the hose life.

# 422 – WORLDWIDE

*No-Skive*

ISO 1436 1SN

## Primary Applications

General medium pressure hydraulic applications

## Applicable Specifications

ISO 1436 – EN 853 1SN – SAE 100 R1 AT

## Construction

Tube: Nitrile (NBR)

Reinforcement: One high tensile steel wire braid

Cover: Synthetic rubber

Temperature Range ..... -40 °C up to +100 °C

Exception: Air ..... max. +70 °C

Water ..... max. +85 °C



- Meets ISO 1436
- Worldwide availability
- Worldwide consistent appearance, partnumber and functionality
- *No-Skive* thin cover hose construction
- Nitrile inner tube for greater fluid compatibility and bio-oil resistance







## Recommended Fluids

Petroleum and water-glycol based fluids, lubricating oils, air and water. For air above 1,7 MPa, the hose cover must be pin-pricked.

Consult the chemical compatibility section on pages **Ab-21** to **Ab-29** for more detailed information.

## Fittings Series



Part Number	 Hose I.D.				 Hose O.D.	Pressure Rating				 min. bend radius	 weight
						 max. dynamic working pressure		 min. burst pressure			
	DN	Inch	Size	mm	mm	MPa	psi	MPa	psi	mm	kg
422-4	6	1/4	-4	6.3	13.4	22.5	3250	90.0	13000	100	0.24
422-5	8	5/16	-5	7.9	15.0	21.5	3125	86.0	12500	115	0.27
422-6	10	3/8	-6	9.5	17.4	18.0	2600	72.0	10400	130	0.34
422-8	12	1/2	-8	12.7	20.7	16.0	2325	64.0	9300	180	0.43
422-10	16	5/8	-10	15.9	23.9	13.0	1875	52.0	7500	200	0.49
422-12	20	3/4	-12	19.0	27.8	10.5	1525	42.0	6100	240	0.63
422-16	25	1	-16	25.4	35.8	8.8	1275	35.0	5075	300	0.94
422-20	32	1.1/4	-20	31.8	44.8	6.3	900	25.2	3600	420	1.19
422-24	40	1.1/2	-24	38.1	51.1	5.0	725	20.0	2900	500	1.49
422-32	50	2	-32	50.8	64.7	4.0	575	16.0	2300	630	2.23

The combination of high temperature and high pressure could reduce the hose life.



## 301SN – No-Skive

EN 853 2SN – ISO 1436 Type 2



- **No-Skive** thin cover hose construction
- Nitrile (NBR) inner tube  
– extended fluid compatibility
- Suitable with 48 series fittings
- Type approved with  
DNV, GL, LR, RINA

### Primary Applications

General medium pressure hydraulic applications

### Applicable Specifications

EN 853 2SN – ISO 1436 Type 2 – SAE 100 R2 AT

### Construction

Tube: Nitrile (NBR)  
Reinforcement: Two high tensile steel wire braids  
Cover: Synthetic rubber

Temperature Range ..... -40 °C up to +100 °C

Exception: Air ..... max. +70 °C  
Water ..... max. +85 °C







### Recommended Fluids

Petroleum and water-glycol based fluids, lubricating oils, air and water. For air above 1,7 MPa, the hose cover must be pin-pricked.

Consult the chemical compatibility section on pages **Ab-21** to **Ab-29** for more detailed information.

### Fittings Series



Part Number						Pressure Rating					
	Hose I.D.				Hose O.D.	 max. dynamic working pressure		 min. burst pressure		min. bend radius	weight
	DN	Inch	Size	mm	mm	MPa	psi	MPa	psi	mm	kg
301SN-4	6	1/4	-4	6.3	15.0	40.0	5800	160.0	23200	100	0.39
301SN-5	8	5/16	-5	7.9	16.6	35.0	5075	140.0	20300	115	0.42
301SN-6	10	3/8	-6	9.5	19.0	33.0	4775	132.0	19100	130	0.55
301SN-8	12	1/2	-8	12.7	22.2	27.5	4000	110.0	16000	180	0.67
301SN-10	16	5/8	-10	15.9	25.4	25.0	3600	100.0	14500	200	0.77
301SN-12	20	3/4	-12	19.1	29.3	21.5	3100	86.0	12400	240	1.00
301SN-16	25	1	-16	25.4	38.1	16.5	2400	66.0	9600	300	1.49
301SN-20	32	1-1/4	-20	31.8	47.5	12.5	1800	50.0	7200	420	1.73
301SN-24	40	1-1/2	-24	38.1	55.0	9.0	1300	36.0	5200	500	2.14
301SN-32	50	2	-32	50.8	67.0	8.0	1150	32.0	4600	630	2.96

The combination of high temperature and high pressure could reduce the hose life.

# 302 – WORLDWIDE

*No-Skive*

EN 853 2SN – ISO S 1436

## Primary Applications

General medium pressure hydraulic applications

## Applicable Specifications

EN 853 2SN – ISO S 1436 – SAE 100 R2 AT

## Construction

Tube: Nitrile (NBR)

Reinforcement: Two high tensile steel wire braids

Cover: Synthetic rubber

Temperature Range ..... -40 °C up to +100 °C

Exception: Air ..... max. +70 °C

Water ..... max. +85 °C



- Meets ISO 1436
- Worldwide availability
- Worldwide consistent appearance, partnumber and functionality
- *No-Skive* thin cover hose construction
- Extended fluid compatibility (including biodegradable oils)







## Recommended Fluids

Petroleum and water-glycol based fluids, lubricating oils, air and water. For air above 1,7 MPa, the hose cover must be pin-pricked.

Consult the chemical compatibility section on pages **Ab-21** to **Ab-29** for more detailed information.

## Fittings Series



Part Number						Pressure Rating					
	Hose I.D.				Hose O.D.	 max. dynamic working pressure		 min. burst pressure		min. bend radius	weight
	DN	Inch	Size	mm	mm	MPa	psi	MPa	psi	mm	kg
302-4	6	1/4	-4	6.3	15.0	40.0	5800	160.0	23200	100	0.39
302-5	8	5/16	-5	7.9	16.6	35.0	5075	140.0	20300	115	0.42
302-6	10	3/8	-6	9.5	19.0	33.0	4775	132.0	19100	130	0.55
302-8	12	1/2	-8	12.7	22.2	27.5	4000	110.0	16000	180	0.67
302-10	16	5/8	-10	15.9	25.4	25.0	3600	100.0	14500	200	0.77
302-12	20	3/4	-12	19.1	29.3	21.5	3100	86.0	12400	240	1.00
302-16	25	1	-16	25.4	38.1	16.5	2400	66.0	9600	300	1.49
302-20	32	1-1/4	-20	31.8	47.5	12.5	1800	50.0	7200	420	1.73
302-24	40	1-1/2	-24	38.1	55.0	9.0	1300	36.0	5200	500	2.14
302-32	50	2	-32	50.8	67.0	8.0	1150	32.0	4600	630	2.96

The combination of high temperature and high pressure could reduce the hose life.



## 441 – No-Skive

ISO 11237 Type R16 – SAE 100 R16

### Primary Applications

Many industrial and mobile applications, with typical usage seen on agricultural machines or in power steering circuits

### Applicable Specifications

ISO 11237 Type R16 – SAE 100 R16

### Construction

Tube: Synthetic rubber  
Reinforcement: One steel wire construction  
Cover: Synthetic rubber

Temperature Range ..... -40 °C up to +125 °C

Exception: Air ..... max. +70 °C  
Water ..... max. +85 °C

- **No-Skive** hose construction
- One wire braid construction – two wire braid performance
- +125 °C working temperature
- Suitable with both 46 & 48 series fittings







### Recommended Fluids

Petroleum and water-glycol based fluids, lubricating oils, air and water. For air above 1,7 MPa, the hose cover must be pin-pricked.

Consult the chemical compatibility section on pages **Ab-21** to **Ab-29** for more detailed information.

### Fittings Series



Part Number						Pressure Rating					
	Hose I.D.				Hose O.D.	 max. dynamic working pressure		 min. burst pressure		min. bend radius	weight
	DN	Inch	Size	mm	mm	MPa	psi	MPa	psi	mm	kg
441-4	6	1/4	-4	6.3	13.4	34.5	5000	138.0	20000	50	0.27
441-5	8	5/16	-5	7.9	15.0	29.3	4250	117.0	17000	55	0.32
441-6	10	3/8	-6	9.5	17.4	27.5	4000	110.0	16000	65	0.42
441-8	12	1/2	-8	12.7	20.7	24.0	3500	96.0	14000	90	0.50
441-10	16	5/8	-10	15.9	23.8	19.0	2750	76.0	11000	100	0.65
441-12	20	3/4	-12	19.1	27.8	15.5	2250	62.0	9000	120	0.80
441-16	25	1	-16	25.4	35.8	13.8	2000	55.0	8000	150	1.22

The combination of high temperature and high pressure could reduce the hose life.  
Also available on reels up to size -12 under part number 441-xx-RL

## 451 – No-Skive

ISO 11237 Type R17 – SAE 100 R17

### Primary Applications

General medium pressure hydraulic applications

### Applicable Specifications

ISO 11237 Type R17 – SAE 100 R17

### Construction

Tube: Nitrile (NBR)  
Reinforcement: One high tensile steel wire braid  
Cover: Synthetic rubber

Temperature Range ..... -40 °C up to +100 °C

Exception: Air ..... max. +70 °C  
Water ..... max. +85 °C



- *No-Skive* thin cover hose construction
- Constant working pressure of 21.0 Mpa







### Recommended Fluids

Petroleum and water-glycol based fluids, lubricating oils, air and water. For air above 1,7 MPa, the hose cover must be pin-pricked.

Consult the chemical compatibility section on pages **Ab-21** to **Ab-29** for more detailed information.

### Fittings Series



Part Number	 Hose I.D.				 Hose O.D.	Pressure Rating				 min. bend radius	 weight
						 max. dynamic working pressure		 min. burst pressure			
	DN	Inch	Size	mm	mm	MPa	psi	MPa	psi	mm	kg
451-4	6	1/4	-4	6.3	13.4	21.0	3000	84.0	12000	50	0.24
451-6	10	3/8	-6	9.5	17.2	21.0	3000	84.0	12000	65	0.34
451-8	12	1/2	-8	12.7	20.4	21.0	3000	84.0	12000	90	0.52
451-10	16	5/8	-10	15.9	23.8	21.0	3000	84.0	12000	100	0.66
451-12	20	3/4	-12	19.1	27.8	21.0	3000	84.0	12000	120	0.86

The combination of high temperature and high pressure could reduce the hose life.

## 492 – Elite Compact

EN 857 1SC – ISO11237 Type 1SC

### Primary Applications

Demanding medium pressure hydraulic applications

### Applicable Specifications

EN 857 1SC – ISO11237 Type 1SC

### Construction

Tube: Nitrile (NBR)  
Reinforcement: One high tensile steel wire braid  
Cover: Synthetic rubber

Temperature Range ..... -40 °C up to +100 °C

Exception: Air ..... max. +70 °C  
Water ..... max. +85 °C

- **No-Skive** hose construction  
– Compact design
- Nitrile (NBR) inner tube  
– extended fluid compatibility
- Exceeding EN/ISO specifications for pressure, bending radius and abrasion resistance





### Recommended Fluids

Petroleum and water-glycol based fluids, lubricating oils, air and water. For air above 1,7 MPa, the hose cover must be pin-pricked.

Consult the chemical compatibility section on pages **Ab-21** to **Ab-29** for more detailed information.

### Fittings Series



Part Number	 Hose I.D.				 Hose O.D.	Pressure Rating				 min. bend radius	 weight
	max. dynamic working pressure		min. burst pressure								
DN	Inch	Size	mm	mm	MPa	psi	MPa	psi	mm	kg	
492-4	6	1/4	-4	6.3	11.5	28.0	4060	112.0	16240	75	0.18
492-5	8	5/16	-5	7.9	13.6	25.0	3625	100.0	14500	85	0.21
492-6	10	3/8	-6	9.5	15.5	22.5	3260	90.0	13050	90	0.25
492-8	12	1/2	-8	12.7	18.9	19.0	2755	76.0	11020	130	0.33
492-10	16	5/8	-10	15.9	22.2	15.0	2175	60.0	8700	150	0.41
492-12	20	3/4	-12	19.1	26.0	15.0	2175	60.0	8700	180	0.56
492-16	25	1	-16	25.4	33.3	11.0	1595	44.0	6380	230	0.75
492-4-WR	6	1/4	-4	6.3	11.5	28.0	4060	112.0	16240	75	0.18
492-5-WR	8	5/16	-5	7.9	13.6	25.0	3625	100.0	14500	85	0.21
492-6-WR	10	3/8	-6	9.5	15.5	22.5	3260	90.0	13050	90	0.25
492-8-WR	12	1/2	-8	12.7	18.9	19.0	2755	76.0	11020	130	0.33
492-10-WR	16	5/8	-10	15.9	22.2	15.0	2175	60.0	8700	150	0.41
492-12-WR	20	3/4	-12	19.1	26.0	15.0	2175	60.0	8700	180	0.56
492-16-WR	25	1	-16	25.4	33.3	11.0	1595	44.0	6380	230	0.75
492-20-WR	32	1.1/4	-20	31.8	40.0	7.5	1085	30.0	4350	335	0.93

Part Number without a suffix: the hose cover has a smooth appearance. Part Number with a suffix (WR): the hose cover has a wrapped appearance.  
The combination of high temperature and high pressure could reduce the hose life.  
Also available on reels under part number 492-xx-RL

## 462 – Elite Compact

EN 857 2SC – ISO11237 Type 2SC

### Primary Applications

Demanding medium pressure hydraulic applications in all markets

### Applicable Specifications

EN 857 2SC – ISO11237 Type 2SC


### Construction

Tube: Nitrile (NBR)  
Reinforcement: Two high tensile steel wire braids  
Cover: Synthetic rubber

Temperature Range ..... -40 °C up to +100 °C

Exception: Air ..... max. +70 °C

Water ..... max. +85 °C



- *No-Skive* hose construction – Compact design
- Nitrile (NBR) inner tube – extended fluid compatibility
- Exceeding EN/ISO specifications for pressure, bending radius and abrasion resistance







### Recommended Fluids

Petroleum and water-glycol based fluids, lubricating oils, air and water. For air above 1,7 MPa, the hose cover must be pin-pricked.

Consult the chemical compatibility section on pages **Ab-21** to **Ab-29** for more detailed information.

### Fittings Series



Part Number	 Hose I.D.				 Hose O.D.	Pressure Rating				 min. bend radius	 weight
						 max. dynamic working pressure		 min. burst pressure			
	DN	Inch	Size	mm	mm	MPa	psi	MPa	psi	mm	kg
462-4	6	1/4	-4	6.3	13.4	42.5	6160	170.0	24640	75	0.30
462-5	8	5/16	-5	7.9	15.0	40.0	5800	160.0	23200	85	0.35
462-6	10	3/8	-6	9.5	17.2	35.0	5075	140.0	20300	90	0.42
462-8	12	1/2	-8	12.7	20.4	31.0	4495	124.0	17980	130	0.52
462-10	16	5/8	-10	15.9	23.9	28.0	4060	112.0	16240	160	0.66
462-12	20	3/4	-12	19.1	27.7	28.0	4060	112.0	16240	195	0.86
462-16	25	1	-16	25.4	35.4	21.0	3045	84.0	12180	250	1.17
462-4-WR	6	1/4	-4	6.3	13.4	42.5	6160	170.0	24640	75	0.30
462-5-WR	8	5/16	-5	7.9	15.0	40.0	5800	160.0	23200	85	0.35
462-6-WR	10	3/8	-6	9.5	17.2	35.0	5075	140.0	20300	90	0.42
462-8-WR	12	1/2	-8	12.7	20.4	31.0	4495	124.0	17980	130	0.52
462-10-WR	16	5/8	-10	15.9	23.9	28.0	4060	112.0	16240	160	0.66
462-12-WR	20	3/4	-12	19.1	27.7	28.0	4060	112.0	16240	195	0.86
462-16-WR	25	1	-16	25.4	35.4	21.0	3045	84.0	12180	250	1.17
462-20-WR*	32	1-1/4	-20	31.8	43.0	17.2	2495	68.8	9980	335	1.50

Part Number without a suffix: the hose cover has a smooth appearance. Part Number with a suffix (WR): the hose cover has a wrapped appearance.

The combination of high temperature and high pressure could reduce the hose life.

Also available on reels under part number 462-xx-RL

\* only with fitting series 46



## 301TC – *No-Skive* Tough Cover

EN 853 2SN – ISO 1436 Type 2

### Primary Applications

General medium pressure hydraulic applications  
where high abrasion is required

### Applicable Specifications

EN 853 2SN – ISO 1436 Type 2 – SAE 100 R2 AT

### Construction

Tube: Nitrile (NBR)  
Reinforcement: Two high tensile steel wire braids  
Cover: MSHA approved synthetic rubber

Temperature Range ..... -40 °C up to +100 °C

Exception: Air ..... max. +70 °C  
Water ..... max. +85 °C

- *No-Skive* thin cover hose construction
- Nitrile (NBR) inner tube  
– extended fluid compatibility
- Tough Cover  
– high abrasion resistant **TOUGH COVER**
- MSHA approved







### Recommended Fluids

Petroleum and water-glycol based fluids, lubricating oils,  
air and water. For air above 1,7 MPa, the hose cover  
must be pin-pricked.

Consult the chemical compatibility section on  
pages **Ab-21** to **Ab-29** for more detailed information.

### Fittings Series



Part Number						Pressure Rating					
	Hose I.D.				Hose O.D.	 max. dynamic working pressure		 min. burst pressure		min. bend radius	weight
	DN	Inch	Size	mm	mm	MPa	psi	MPa	psi	mm	kg
301TC-4	6	1/4	-4	6.3	15.0	40.0	5800	160.0	23200	100	0.39
301TC-5	8	5/16	-5	7.9	16.6	35.0	5075	140.0	20300	115	0.42
301TC-6	10	3/8	-6	9.5	19.0	33.0	4775	132.0	19100	130	0.55
301TC-8	12	1/2	-8	12.7	22.2	27.5	4000	110.0	16000	180	0.67
301TC-10	16	5/8	-10	15.9	25.4	25.0	3600	100.0	14500	200	0.77
301TC-12	20	3/4	-12	19.1	29.3	21.5	3100	86.0	12400	240	1.00
301TC-16	25	1	-16	25.4	38.1	16.5	2400	66.0	9600	300	1.49
301TC-20	32	1-1/4	-20	31.8	47.5	12.5	1800	50.0	7200	420	1.73
301TC-24	40	1-1/2	-24	38.1	55.0	9.0	1300	36.0	5200	500	2.14
301TC-32	50	2	-32	50.8	67.0	8.0	1150	32.0	4600	630	2.96

The combination of high temperature and high pressure could reduce the hose life.

## 351TC – *No-Skive* Tough Cover

ISO 11237 type R19 – SAE 100 R19

### Primary Applications

General medium pressure hydraulic applications where higher abrasion resistance is required

### Applicable Specifications

ISO 11237 type R19 – SAE 100 R19

### Construction

Tube: Synthetic rubber  
Reinforcement: Two braids steel wire  
Cover: MSHA approved synthetic rubber

Temperature Range ..... -40 °C up to +100 °C

Exception: Air ..... max. +70 °C  
Water ..... max. +85 °C



- *No-Skive* thin cover hose construction
- Tough Cover  
– high abrasion resistant **TOUGH COVER**
- Constant working pressure of 28.0 MPa
- MSHA approved







### Recommended Fluids

Petroleum and water-glycol based fluids, lubricating oils, air and water. For air above 1,7 MPa, the hose cover must be pin-pricked.

Consult the chemical compatibility section on pages **Ab-21** to **Ab-29** for more detailed information.

### Fittings Series



Part Number	 Hose I.D.				 Hose O.D.	Pressure Rating				 min. bend radius	 weight
						 max. dynamic working pressure		 min. burst pressure			
	DN	Inch	Size	mm	mm	MPa	psi	MPa	psi	mm	kg
351TC-4	6	1/4	-4	6.3	13.0	28	4000	112	1600	50	0.30
351TC-6	10	3/8	-6	9.5	17.0	28	4000	112	1600	65	0.42
351TC-8	12	1/2	-8	12.7	20.0	28	4000	112	1600	90	0.52
351TC-10	16	5/8	-10	15.9	24.0	28	4000	112	1600	100	0.66
351TC-12	20	3/4	-12	19.1	28.0	28	4000	112	1600	120	0.86

The combination of high temperature and high pressure could reduce the hose life.

## 451TC – *No-Skive* Tough Cover

ISO 11237 Type R17 – SAE 100 R17

### Primary Applications

General medium pressure hydraulic applications where higher abrasion resistance is required.

### Applicable Specifications

ISO 11237 Type R17 – SAE 100 R17

### Construction

Tube: Nitrile (NBR)  
Reinforcement: One high tensile steel wire braid  
Cover: MSHA approved synthetic rubber

Temperature Range ..... -40 °C up to +100 °C

Exception: Air ..... max. +70 °C  
Water ..... max. +85 °C

- *No-Skive* thin cover hose construction
- Tough Cover  
– high abrasion resistant **TOUGH COVER**
- Constant working pressure of 21.0 MPa
- MSHA approved







### Recommended Fluids

Petroleum and water-glycol based fluids, lubricating oils, air and water. For air above 1,7 MPa, the hose cover must be pin-pricked.

Consult the chemical compatibility section on pages **Ab-21** to **Ab-29** for more detailed information.

### Fittings Series



Part Number						Pressure Rating					
	Hose I.D.				Hose O.D.	 max. dynamic working pressure		 min. burst pressure		min. bend radius	weight
	DN	Inch	Size	mm	mm	MPa	psi	MPa	psi	mm	kg
451TC-4	6	1/4	-4	6.3	13.4	21.0	3000	84.0	12000	50	0.24
451TC-6	10	3/8	-6	9.5	17.2	21.0	3000	84.0	12000	65	0.34
451TC-8	12	1/2	-8	12.7	20.4	21.0	3000	84.0	12000	90	0.52
451TC-10	16	5/8	-10	15.9	23.8	21.0	3000	84.0	12000	100	0.66
451TC-12	20	3/4	-12	19.1	27.8	21.0	3000	84.0	12000	120	0.86
451TC-16	25	1	-16	25.4	35.4	21.0	3000	84.0	12000	150	1.17

The combination of high temperature and high pressure could reduce the hose life.  
Also available on reels under part number 451-xx-RL

## 471TC/472TC – No-Skive

EN 857 2SC – ISO11237 Type 2SC

### Primary Applications

Small bending radii demanding medium pressure hydraulic applications

### Applicable Specifications

EN 857 2SC – ISO11237 Type 2SC

### Construction

Tube 471TC: Synthetic rubber  
Tube 472TC: Nitrile (NBR)  
Reinforcement: Two high tensile steel wire braids  
Cover: MSHA approved synthetic rubber

Temperature Range ..... -40 °C up to +100 °C

Exception: Air ..... max. +70 °C  
Water ..... max. +85 °C









### Recommended Fluids

Petroleum and water-glycol based fluids, lubricating oils, air and water. For air above 1,7 MPa, the hose cover must be pin-pricked.

Consult the chemical compatibility section on pages **Ab-21** to **Ab-29** for more detailed information.

### Fittings Series



Part Number	 Hose I.D.				 Hose O.D.	Pressure Rating				 min. bend radius	 weight
	DN	Inch	Size	mm	mm	 max. dynamic working pressure		 min. burst pressure		mm	kg
						MPa	psi	MPa	psi		
471TC-4	6	1/4	-4	6.3	13	40.0	5800	160.0	23200	50	0.30
471TC-5	8	5/16	-5	7.9	15	36.0	5250	144.0	21000	55	0.35
471TC-6	10	3/8	-6	9.5	17	35.0	5075	140.0	20000	65	0.42
471TC-8	12	1/2	-8	12.7	20	29.7	4250	119.0	17000	90	0.52
471TC-10	16	5/8	-10	15.9	24	25.0	3625	100.0	14500	100	0.66
471TC-12	20	3/4	-12	19.1	28	21.5	3125	86.0	12500	120	0.86
471TC-16	25	1	-16	25.4	35	17.5	2500	70.0	10000	150	1.17
472TC-20	32	1.1/4	-20	31.8	45	15.7	2250	63.0	9000	210	2.01
472TC-24	40	1.1/2	-24	38.1	51	12.5	1800	50.0	7200	250	2.16
472TC-32	50	2	-32	50.8	65	9.0	1300	36.0	5200	315	2.90

The combination of high temperature and high pressure could reduce the hose life.



## 492ST – *Elite* Super Tough Compact

EN 857 1SC – ISO11237 Type 1SC

### Primary Applications

Mobile market: Medium pressure hydraulic applications  
with extremely high abrasion risks

### Applicable Specifications

EN 857 1SC – ISO11237 Type 1SC

### Construction

Tube: Nitrile (NBR)  
Reinforcement: One high tensile steel wire braid  
Cover: Synthetic rubber  
with a special polyethylene coating

Temperature Range ..... -40 °C up to +100 °C

Exception: Air ..... max. +70 °C  
Water ..... max. +85 °C

- *No-Skive* hose construction  
– Compact design
- Nitrile (NBR) inner tube  
– extended fluid compatibility
- Extreme abrasion resistant  
**SUPER TOUGH** cover







### Recommended Fluids

Petroleum and water-glycol based fluids, lubricating oils,  
air and water. For air above 1,7 MPa, the hose cover  
must be pin-pricked.

Consult the chemical compatibility section on  
pages **Ab-21** to **Ab-29** for more detailed information.

### Fittings Series



Part Number						Pressure Rating					
	Hose I.D.				Hose O.D.	 max. dynamic working pressure		 min. burst pressure		min. bend radius	weight
	DN	Inch	Size	mm	mm	MPa	psi	MPa	psi	mm	kg
492ST-4	6	1/4	-4	6.3	12.0	28.0	4000	112.0	16240	75	0.18
492ST-5	8	5/16	-5	7.9	13.6	25.0	3625	100.0	14500	85	0.21
492ST-6	10	3/8	-6	9.5	15.5	22.5	3260	90.0	13050	90	0.25
492ST-8	12	1/2	-8	12.7	18.9	19.0	2755	76.0	11020	130	0.33
492ST-10	16	5/8	-10	15.9	22.3	15.0	2175	60.0	8700	150	0.41
492ST-12	20	3/4	-12	19.1	26.0	15.0	2175	60.0	8700	180	0.56
492ST-16	25	1	-16	25.4	33.6	11.0	1595	44.0	6380	230	0.75
492ST-20	32	1.1/4	-20	31.8	40.0	7.5	1085	30.0	4350	335	0.93

The combination of high temperature and high pressure could reduce the hose life.

## 462ST – *Elite* Super Tough Compact

EN 857 2SC – ISO11237 Type 2SC

### Primary Applications

Mobile market: Medium pressure hydraulic applications  
with extremely high abrasion risks

### Applicable Specifications

EN 857 2SC – ISO11237 Type 2SC

### Construction

Tube: Nitrile (NBR)  
Reinforcement: Two high tensile steel wire braids  
Cover: Synthetic rubber  
with a special polyethylene coating

Temperature Range ..... -40 °C up to +100 °C

Exception: Air ..... max. +70 °C  
Water ..... max. +85 °C



- *No-Skive* hose construction  
– Compact design
- Nitrile (NBR) inner tube  
– extended fluid compatibility
- Extreme abrasion resistant  
**SUPER TOUGH** cover







### Recommended Fluids

Petroleum and water-glycol based fluids, lubricating oils, air and water. For air above 1,7 MPa, the hose cover must be pin-pricked.

Consult the chemical compatibility section on pages **Ab-21** to **Ab-29** for more detailed information.

### Fittings Series



Part Number						Pressure Rating					
	Hose I.D.				Hose O.D.	 max. dynamic working pressure		 min. burst pressure		min. bend radius	weight
	DN	Inch	Size	mm	mm	MPa	psi	MPa	psi	mm	kg
462ST-4	6	1/4	-4	6.3	13.4	42.5	6500	170.0	24640	75	0.30
462ST-5	8	5/16	-5	7.9	15.0	40.0	5800	160.0	23200	85	0.35
462ST-6	10	3/8	-6	9.5	17.2	35.0	5075	140.0	20000	90	0.42
462ST-8	12	1/2	-8	12.7	20.4	31.0	4450	124.0	17800	125	0.52
462ST-10	16	5/8	-10	15.9	23.9	28.0	4000	112.0	16000	160	0.66
462ST-12	20	3/4	-12	19.1	27.7	28.0	4000	112.0	16000	195	0.86
462ST-16	25	1	-16	25.4	35.4	21.0	3000	84.0	12000	250	1.17
462ST-20	32	1.1/4	-20	31.8	43.0	17.2	2495	68.8	9980	335	1.50

The combination of high temperature and high pressure could reduce the hose life.

## 426 – No-Skive

SAE 100 R1AT high temperature

### Primary Applications

Medium pressure hydraulic applications at high temperature

### Applicable Specifications

SAE 100 R1AT

### Construction

Tube: PKR synthetic rubber  
Reinforcement: One high tensile steel wire braid  
Cover: Blue synthetic rubber

Temperature Range ..... -46 °C up to +150 °C

Exception: Air ..... max. +70 °C  
Water, water glycol fluids .. max. +85 °C

- *No-Skive* thin cover hose construction
- SAE 100R1 pressure rating
- Ideal for high temperature applications

### Recommended Fluids

Petroleum hydraulic fluids, lubricating oils, water-glycol based fluids, air and water.







Consult the chemical compatibility section on pages **Ab-21** to **Ab-29** for more detailed information.

### Fittings Series

Series 48 for sizes -8 to -16

\*Series 43 for sizes -4 to -16 available on request



Part Number						Pressure Rating					
	Hose I.D.				Hose O.D.	 max. dynamic working pressure		 min. burst pressure		min. bend radius	weight
	DN	Inch	Size	mm	mm	MPa	psi	MPa	psi	mm	kg
426-4	6	1/4	-4	6.3	13.4	19.2	2750	77.0	11000	100	0.24
426-6	10	3/8	-6	9.5	17.4	15.7	2250	63.0	9000	125	0.34
426-8	12	1/2	-8	12.7	20.7	14.0	2000	56.0	8000	180	0.43
426-10	16	5/8	-10	15.9	23.9	10.5	1500	42.0	6000	200	0.49
426-12	20	3/4	-12	19.1	27.8	8.7	1250	35.0	5075	240	0.65
426-16	25	1	-16	25.4	35.8	7.0	1000	28.0	4000	300	0.98

The combination of high temperature and high pressure could reduce the hose life.

## 436 – No-Skive Compact

SAE 100R16 high temperature

### Primary Applications

Medium pressure hydraulic applications at high temperature

### Applicable Specifications

SAE 100 R16

### Construction

Tube: PKR synthetic rubber  
Reinforcement: Two high tensile steel wire braids  
Cover: Blue synthetic rubber

Temperature Range ..... -48 °C up to +150 °C

Exception: Air ..... max. +70 °C  
Water, water glycol fluids .. max. +85 °C









### Recommended Fluids

Petroleum hydraulic fluids, lubricating oils, water-glycol based fluids, air and water.

Consult the chemical compatibility section on pages **Ab-21** to **Ab-29** for more detailed information.

### Fittings Series



Part Number	 Hose I.D.				 Hose O.D.	Pressure Rating				 min. bend radius	 weight
						 max. dynamic working pressure		 min. burst pressure			
	DN	Inch	Size	mm	mm	MPa	psi	MPa	psi	mm	kg
436-6-BLU-RL	10	3/8	-6	9.5	17.0	27.5	4000	110.0	16000	65	0.42
436-8-BLU-RL	12	1/2	-8	12.7	20.0	24.0	3500	96.0	14000	90	0.51
436-10-BLU-RL	16	5/8	-10	15.9	24.0	19.0	2750	76.0	11000	100	0.66
436-12-BLU-RL	20	3/4	-12	19.1	28.0	15.5	2250	62.0	9000	120	0.80
436-16-BLU-RL	25	1	-16	25.4	36.0	13.8	2000	55.0	8000	150	1.22

The combination of high temperature and high pressure could reduce the hose life.

## 461LT - *Elite* Compact

EN 857 2SC low temperature

### Primary Applications

Mobile applications in low temperature environments:  
Forestry machines, refrigerated warehouses

### Applicable Specifications

EN 857 2SC

### Construction

Tube: Synthetic rubber  
Reinforcement: Two high tensile steel wire braids  
Cover: Synthetic rubber

Temperature Range ..... -50 °C up to +100 °C

Exception: Air ..... max. +70 °C  
Water ..... max. +85 °C

- *No-Skive* thin cover hose construction
- Excellent ozone resistance
- Ideal for low temperature working conditions (-50 °C)







### Recommended Fluids

Petroleum and water-glycol based fluids, lubricating oils, air and water. For air above 1,7 MPa, the hose cover must be pin-pricked.

Consult the chemical compatibility section on pages **Ab-21** to **Ab-29** for more detailed information.

### Fittings Series



Part Number						Pressure Rating					
	Hose I.D.				Hose O.D.	 max. dynamic working pressure		 min. burst pressure		min. bend radius	weight
	DN	Inch	Size	mm	mm	MPa	psi	MPa	psi	mm	kg
461LT-4	6	1/4	-4	6.3	13	42.5	6160	170.0	24640	75	0.30
461LT-5	8	5/16	-5	7.9	15	40.0	5800	160.0	23200	85	0.35
461LT-6	10	3/8	-6	9.5	17	35.0	5075	140.0	20300	90	0.42
461LT-8	12	1/2	-8	12.7	21	31.0	4495	124.0	17980	130	0.52
461LT-10	16	5/8	-10	15.9	24	28.0	4060	112.0	16240	160	0.66
461LT-12	20	3/4	-12	19.1	28	28.0	4060	112.0	16240	195	0.86
461LT-16	25	1	-16	25.4	35	21.0	3045	84.0	12180	250	1.17

The combination of high temperature and high pressure could reduce the hose life.



## 424 – No-Skive

Phosphate ester resistant hose

### Primary Applications

Aerospace, foundries, steel mills:

Medium pressure hydraulic applications with phosphate ester fluids

### Applicable Specifications

Parker specification

### Restrictions

Do not allow tube to contact any petroleum base fluids.

Use liquid soap as hose lubricant.

### Construction

Tube: EPDM synthetic rubber

Reinforcement: One high tensile steel wire braid

Cover: Green EPDM synthetic rubber

Temperature Range ..... -40 °C up to +80 °C

Exception: Air ..... max. +70 °C

Water, water glycol fluids .. max. +85 °C



- *No-Skive* thin cover hose construction
- SAE 100R1 pressure rating

### Recommended Fluids







Phosphate ester based hydraulic fluids, water-glycol based fluids, air and water.

Consult the chemical compatibility section on pages **Ab-21** to **Ab-29** for more detailed information.

### Fittings Series



\*Available as complete hose assemblies with fittings series 43 for sizes -16 to -32 on request

Part Number	 Hose I.D.				 Hose O.D.	Pressure Rating				 min. bend radius	 weight
						 max. dynamic working pressure		 min. burst pressure			
	DN	Inch	Size	mm	mm	MPa	psi	MPa	psi	mm	kg
424-16	25	1	-16	25.4	36.0	6.9	1000	28.0	4000	300	0.94
424-20	32	1-1/4	-20	31.8	45.0	4.3	625	17.0	2500	420	1.19
424-24	40	1-1/2	-24	38.1	51.0	3.5	500	14.0	2000	500	1.49
424-32	50	2	-32	50.8	64.6	2.4	375	10.0	1500	630	2.23

The combination of high temperature and high pressure could reduce the hose life.

## 304 – No-Skive

Phosphate ester resistant hose

### Primary Applications

Aerospace, foundries, steel mills:

Medium pressure hydraulic applications with phosphate ester fluids

### Applicable Specifications

Parker specification

### Restrictions

Do not allow tube to contact any petroleum base fluids.

Use liquid soap as hose lubricant.

### Construction

Tube: EPDM synthetic rubber

Reinforcement: Two high tensile steel wire braids

Cover: Green EPDM synthetic rubber

Temperature Range ..... -40 °C up to +80 °C

Exception: Air ..... max. +70 °C

Water, water glycol fluids .. max. +85 °C

- *No-Skive* thin cover hose construction
- EPDM hose resistant to phosphate ester fluids
- SAE 100R2 pressure rating

### Recommended Fluids

Phosphate ester based hydraulic fluids, water-glycol based fluids, air and water.







Consult the chemical compatibility section on pages **Ab-21** to **Ab-29** for more detailed information.

### Fittings Series

Series 48 for sizes -20 to -32

\*Series 43 for sizes -4 to -32 available on request



Part Number						Pressure Rating					
	Hose I.D.				Hose O.D.	 max. dynamic working pressure		 min. burst pressure		min. bend radius	weight
	DN	Inch	Size	mm	mm	MPa	psi	MPa	psi	mm	kg
304-4	6	1/4	-4	6.3	15.0	34.5	5000	138.0	20000	100	0.39
304-6	10	3/8	-6	9.5	19.0	27.5	4000	110.0	16000	130	0.55
304-8	12	1/2	-8	12.7	22.0	24.0	3500	96.0	14000	180	0.67
304-12	20	3/4	-12	19.1	30.0	15.5	2250	62.0	9000	240	1.00
304-16	25	1	-16	25.4	38.0	13.8	2000	55.0	8000	300	1.49
304-20	32	1-1/4	-20	31.8	48.0	11.2	1625	45.0	6500	420	1.73
304-24	40	1-1/2	-24	38.1	55.0	8.6	1250	35.0	5075	500	2.14
304-32	50	2	-32	50.8	68.0	7.8	1125	31.0	4500	630	2.96

The combination of high temperature and high pressure could reduce the hose life.

## 441RH – No-Skive Compact

Fire-retardant cover

### Primary Applications

General medium-pressure hydraulic and pneumatic systems as well as water and oil cooling circuitss

### Applicable Specifications

Parker specification; Working pressure to SAE 100 R2;  
Bend radius to SAE 100 R16

### Construction

Tube: Synthetic rubber  
Reinforcement: One steel wire construction  
Cover: Fire retardant synthetic rubber

Temperature Range ..... -40 °C up to +125 °C

Exception: Air ..... max. +70 °C  
Water ..... max. +85 °C



- *No-Skive* hose construction
- One wire braid construction – two wire braid performance
- +125 °C working temperature
- Suitable with 46 & 48 series fittings
- Fire-retardant cover
- German Standard: **DIN 5510-2**
- French Standard: **NF F16-101/102 I2/F3**
- British Standard: **BS 6853 - Table 4**
- Italian Standard: **UNI CEI 11170**







### Recommended Fluids

Petroleum and water-glycol based fluids, lubricating oils, air and water. For air and gas above 1,7 MPa, the hose cover must be pin-pricked.

Consult the chemical compatibility section on pages **Ab-21** to **Ab-29** for more detailed information.

### Fittings Series



Part Number						Pressure Rating					
	Hose I.D.				Hose O.D.	 max. dynamic working pressure		 min. burst pressure		min. bend radius	weight
	DN	Inch	Size	mm	mm	MPa	psi	MPa	psi	mm	kg
441RH-4	6	1/4	-4	6.3	13.4	34.5	5000	138.0	20000	50	0.27
441RH-5	8	5/16	-5	7.9	15.0	29.3	4250	117.0	17000	55	0.32
441RH-6	10	3/8	-6	9.5	17.4	27.5	4000	110.0	16000	65	0.42
441RH-8	12	1/2	-8	12.7	20.7	24.0	3500	96.0	14000	90	0.50
441RH-10	16	5/8	-10	15.9	23.8	19.0	2750	76.0	11000	100	0.65
441RH-12	20	3/4	-12	19.1	27.8	15.5	2250	62.0	9000	120	0.80
441RH-16	25	1	-16	25.4	35.8	13.8	2000	55.0	8000	150	1.22

The combination of high temperature and high pressure could reduce the hose life.

## 421RH – No-Skive

Fire-retardant cover

### Primary Applications

General medium-pressure hydraulic and pneumatic systems as well as water and oil cooling circuits

### Applicable Specifications

EN 853 1SN – ISO 1436 Typ 1 – SAE100R1AT

### Construction

Tube: Nitrile (NBR)  
Reinforcement: One high tensile steel wire braid  
Cover: Fire retardant synthetic rubber

Temperature Range ..... -40 °C up to +100 °C

Exception: Air ..... max. +70 °C  
Water ..... max. +85 °C

- *No-Skive* thin cover hose construction
- Nitrile (NBR) inner tube – high chemical resistance
- Suitable with 48 series fittings
- Fire-retardant cover
- German Standard: **DIN 5510-2**
- French Standard: **NF F16-101/102 I2/F3**
- British Standard: **BS 6853 - Table 4**







### Recommended Fluids

Petroleum and water-glycol based fluids, lubricating oils, air and water. For air and gas above 1,7 MPa, the hose cover must be pin-pricked.

Consult the chemical compatibility section on pages **Ab-21** to **Ab-29** for more detailed information.

### Fittings Series



Part Number						Pressure Rating					
	Hose I.D.				Hose O.D.	 max. dynamic working pressure		 min. burst pressure		min. bend radius	weight
	DN	Inch	Size	mm	mm	MPa	psi	MPa	psi	mm	kg
421RH-20	32	1.1/4	-20	31.8	44.8	6.3	900	25.0	3600	420	1.19
421RH-24	40	1.1/2	-24	38.1	51.1	5.0	725	20.0	2900	500	1.49
421RH-32	50	2	-32	50.8	64.7	4.0	575	16.0	2300	630	2.23

The combination of high temperature and high pressure could reduce the hose life.



## 493 – No-Skive Compact

High pressure water cleaning applications



- One wire *No-Skive* construction
- For water up to +120 °C constant temperature
- Suitable with 48 series *No-Skive* fittings

### Primary Applications

High pressure water cleaners

### Construction

Tube: Synthetic rubber







Reinforcement: One high tensile steel wire braid

Cover: Synthetic rubber in black or blue colour

Temperature Range ..... water max. +120 °C

### Fittings Series



Part Number						Pressure Rating					
	Hose I.D.				Hose O.D.	 max. dynamic working pressure		 min. burst pressure		min. bend radius	weight
	DN	Inch	Size	mm	mm	MPa	psi	MPa	psi	mm	kg
493-4	6	1/4	-4	6.3	13.4	20.0	2898	60.0	8695	60	0.18
493-4-BLU	6	1/4	-4	6.3	13.4	20.0	2898	60.0	8695	60	0.18
493-5	8	5/16	-5	7.9	15.0	20.0	2898	60.0	8695	75	0.21
493-5-BLU	8	5/16	-5	7.9	15.0	20.0	2898	60.0	8695	75	0.21
493-6	10	3/8	-6	9.5	17.4	20.0	2898	60.0	8695	90	0.25
493-6-BLU	10	3/8	-6	9.5	17.4	20.0	2898	60.0	8695	90	0.25
493-8	12	1/2	-8	12.7	20.6	17.5	2536	52.5	7608	110	0.33
493-8-BLU	12	1/2	-8	12.7	20.6	17.5	2536	52.5	7608	110	0.33

WKS rubber hand grip for No-Skive high pressure water cleaning hoses can be found on page **Eb-16**.

The combination of high temperature and high pressure could reduce the hose life.

Also available on reels under part number 493-xx-RL

## 463 – No-Skive Compact

High pressure water cleaning applications



- 2 wire *No-Skive* Compact design
- For water up to +120 °C constant temperature
- Suitable with *No-Skive* 46 series fittings

### Primary Applications

High pressure water cleaners

### Construction

Tube: Synthetic rubber







Reinforcement: Two high tensile steel wire braids

Cover: Synthetic rubber in black or blue colour

Temperature Range ..... water max. +120 °C

### Fittings Series



Part Number						Pressure Rating					
	Hose I.D.				Hose O.D.	 max. dynamic working pressure		 min. burst pressure		min. bend radius	weight
	DN	Inch	Size	mm	mm	MPa	psi	MPa	psi	mm	kg
463-5	8	5/16	-5	7.9	15.0	40.0	5800	120.0	17400	75	0.31
463-5-BLU	8	5/16	-5	7.9	15.0	40.0	5800	120.0	17400	75	0.31
463-6	10	3/8	-6	9.5	17.4	40.0	5800	120.0	17400	90	0.38
463-6-BLU	10	3/8	-6	9.5	17.4	40.0	5800	120.0	17400	90	0.38
463-8	12	1/2	-8	12.7	20.6	35.0	5075	105.0	15225	110	0.48
463-8-BLU	12	1/2	-8	12.7	20.6	35.0	5075	105.0	15225	110	0.48

WKS rubber hand grip for No-Skive high pressure water cleaning hoses can be found on page **Eb-16**.

The combination of high temperature and high pressure could reduce the hose life.

Also available on reels under part number 463-xx-RL

## 402 – *Elite* Compact

Pilot line applications

### Primary Applications

Mobile hydraulic: Pilot lines

### Construction

Tube: Nitrile (NBR)

Reinforcement: One high tensile steel wire braid

Cover: Synthetic rubber

Temperature Range ..... -40 °C up to +100 °C

Exception: Air ..... max. +70 °C

Water ..... max. +85 °C



- *No-Skive* thin cover Compact hose
- Constant working pressure of 10.0 MPa







### Recommended Fluids

Petroleum and water-glycol based fluids, lubricating oils, air and water. For air above 1,7 MPa, the hose cover must be pin-pricked.

Consult the chemical compatibility section on pages **Ab-21** to **Ab-29** for more detailed information.

### Fittings Series

- Available as complete hose assembly
- Compatible with 2 piece fittings series 49 for use with adjustable crimpers only

Part Number						Pressure Rating					
	Hose I.D.				Hose O.D.	 max. dynamic working pressure		 min. burst pressure		min. bend radius	weight
	DN	Inch	Size	mm	mm	MPa	psi	MPa	psi	mm	kg
402-4	6	1/4	-4	6.3	11.6	10.0	1450	40.0	5800	50	0.15
402-5	8	5/16	-5	7.9	13.2	10.0	1450	40.0	5800	60	0.18
402-6	10	3/8	-6	9.5	14.8	10.0	1450	40.0	5800	65	0.21
402-8	12	1/2	-8	12.7	18.6	10.0	1450	40.0	5800	75	0.29

The combination of high temperature and high pressure could reduce the hose life.

## 412 – RemoFlex *No-Skive*

One wire braided hose for pilot lines



- *No-Skive* hose construction
- 12.0 MPa rubber pilot line hose (20 % higher working pressure than 402 hose)
- Very tight bending radii
- From 30 % to 50 % less bend radii than 402

### Primary Applications

Mobile hydraulic equipment: Pilot lines

### Construction

Tube: Nitrile (NBR)  
Reinforcement: One highly tensile steel-wire braid  
Cover: Synthetic rubber

Temperature Range ..... -40 °C up to +100 °C

Exception: Air ..... max. +70 °C  
Water ..... max. +85 °C







### Recommended Fluids

Petroleum and water-glycol based fluids, lubricating oils, air and water. For air above 1,7 MPa, the hose cover must be pin-pricked.

Consult the chemical compatibility section on pages **Ab-21** to **Ab-29** for more detailed information.

### Fittings Series

- Available as complete hose assembly
- Compatible with 2 piece fittings series 49 for use with adjustable crimpers only

Part Number						Pressure Rating					
	Hose I.D.				Hose O.D.	 max. dynamic working pressure		 min. burst pressure		min. bend radius	weight
	DN	Inch	Size	mm	mm	MPa	psi	MPa	psi	mm	kg
412-3	5	3/16	-3	4.6	9.1	12.0	1700	48.0	6800	20	0.085
412-4	6	1/4	-4	6.3	11.0	12.0	1700	48.0	6800	25	0.14
412-6	10	3/8	-6	9.5	14.0	12.0	1700	48.0	6800	40	0.23

The combination of high temperature and high pressure could reduce the hose life.

## 421WC – No-Skive

Galvanised steel wire cover

### Primary Applications

Machine tool and glass industry

### Applicable Specifications

SAE 100 R1AT

### Construction

Tube: Synthetic rubber  
Reinforcement: One high tensile steel wire braid  
Cover: Galvanized steel wire

Temperature Range ..... -40 °C up to +125 °C

Exception: Air ..... max. +70 °C  
Water ..... max. +85 °C



- *No-Skive* thin cover hose construction
- Metal and glass hot spots resistance

### Recommended Fluids







Petroleum and water-glycol based fluids, lubricating oils, air and water.

Consult the chemical compatibility section on pages **Ab-21** to **Ab-29** for more detailed information.

### Fittings Series



- Available as complete hose assembly
- Compatible with series 43, available on request

Part Number	 Hose I.D.				 Hose O.D.	Pressure Rating				 min. bend radius	 weight
						 max. dynamic working pressure		 min. burst pressure			
	DN	Inch	Size	mm	mm	MPa	psi	MPa	psi	mm	kg
421WC-4	6	1/4	-4	6.3	15.0	19.0	2750	76.0	11000	100	0.38
421WC-6	10	3/8	-6	9.5	19.0	15.5	2250	62.0	9000	130	0.54
421WC-8	12	1/2	-8	12.7	22.0	13.8	2000	55.0	8000	180	0.67
421WC-12	20	3/4	-12	19.1	29.0	8.6	1250	35.0	5075	240	0.95
421WC-16	25	1	-16	25.4	37.0	6.9	1000	28.0	4000	300	1.31

The combination of high temperature and high pressure could reduce the hose life.



## 477 – PowerLift *No-Skive*

Two wire braided

### Primary Applications

For truck cranes and lifting equipment such as fork lift trucks, aerial lifts, cranes, telehandlers, lifting platforms.

### Restrictions

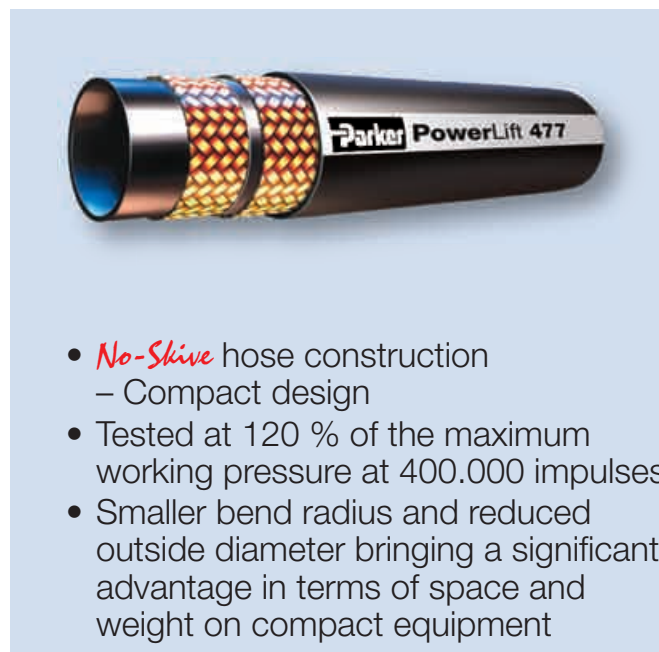
Should not be used for high impulse hydraulic applications substituting spiraled construction hoses.

### Construction

Tube: Nitrile (NBR)  
Reinforcement: Two steel wire construction  
Cover: Synthetic rubber

Temperature Range ..... -40 °C up to +125 °C

Exception: Air ..... max. +70 °C  
Water ..... max. +85 °C



- *No-Skive* hose construction  
– Compact design
- Tested at 120 % of the maximum working pressure at 400.000 impulses
- Smaller bend radius and reduced outside diameter bringing a significant advantage in terms of space and weight on compact equipment







### Recommended Fluids

Petroleum and water-glycol based fluids, lubricating oils, air and water. For air above 1,7 MPa, the hose cover must be pin-pricked.

Consult the chemical compatibility section on pages **Ab-21** to **Ab-29** for more detailed information.

### Fittings Series



Part Number						Pressure Rating					
	Hose I.D.				Hose O.D.	 max. dynamic working pressure		 min. burst pressure		min. bend radius	weight
	DN	Inch	Size	mm	mm	MPa	psi	MPa	psi	mm	kg
477-4	6	1/4	-4	6.3	13.1	45.0	6500	180.0	26000	65	0.32
477-5	8	5/16	-5	7.9	14.9	42.5	6100	170.0	24400	70	0.35
477-6	10	3/8	-6	9.5	17.2	40.0	5800	160.0	23200	75	0.42
477-8	12	1/2	-8	12.7	20.4	38.0	5500	152.0	22000	105	0.55
477-10	16	5/8	-10	15.9	23.4	35.0	5000	140.0	20000	160	0.65
477-12	20	3/4	-12	19.1	27.2	35.0	5000	140.0	20000	200	1.10
477-16	25	1	-16	25.4	34.8	25.0	3600	100.0	14400	250	1.30

The combination of high temperature and high pressure could reduce the hose life.

## 477ST – PowerLift *No-Skive*

Two wire braided

### Primary Applications

For truck cranes and lifting equipment such as fork lift trucks, aerial lifts, cranes, telehandlers, lifting platforms.

### Restrictions

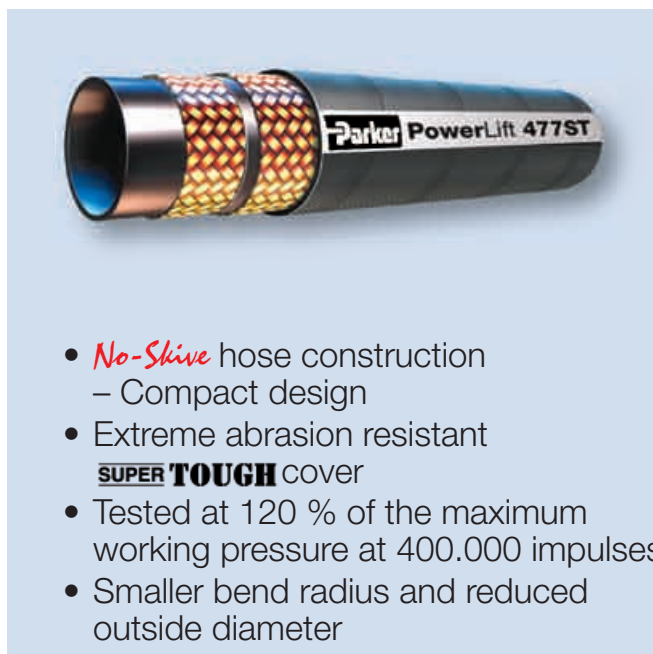
Should not be used for high impulse hydraulic applications substituting spiraled construction hoses.

### Construction

Tube: Nitrile (NBR)  
Reinforcement: Two steel wire construction  
Cover: Synthetic rubber

Temperature Range ..... -40 °C up to +125 °C

Exception: Air ..... max. +70 °C  
Water ..... max. +85 °C



- *No-Skive* hose construction  
– Compact design
- Extreme abrasion resistant  
**SUPER TOUGH** cover
- Tested at 120 % of the maximum working pressure at 400.000 impulses
- Smaller bend radius and reduced outside diameter







### Recommended Fluids

Petroleum and water-glycol based fluids, lubricating oils, air and water. For air above 1,7 MPa, the hose cover must be pin-pricked.

Consult the chemical compatibility section on pages **Ab-21** to **Ab-29** for more detailed information.

### Fittings Series



Part Number						Pressure Rating					
	Hose I.D.				Hose O.D.	 max. dynamic working pressure		 min. burst pressure		min. bend radius	weight
	DN	Inch	Size	mm	mm	MPa	psi	MPa	psi	mm	kg
477ST-4	6	1/4	-4	6.3	13.4	45.0	6500	180.0	26000	75	0.30
477ST-5	8	5/16	-5	7.9	15.0	42.5	6100	170.0	24400	85	0.35
477ST-6	10	3/8	-6	9.5	17.2	40.0	5800	160.0	23200	90	0.42
477ST-8	12	1/2	-8	12.7	20.3	38.0	5500	152.0	22000	130	0.55
477ST-10	16	5/8	-10	15.9	25.2	35.0	5000	140.0	20000	250	0.65
477ST-12	20	3/4	-12	19.1	30.0	35.0	5000	140.0	20000	310	1.20
477ST-16	25	1	-16	25.4	34.8	25.0	3600	100.0	14400	250	1.30

The combination of high temperature and high pressure could reduce the hose life.

## 692 – Elite Compact

Constant pressure, tight bending radius

### Primary Applications

Material handling:

General small bending radii hydraulic applications, ideal for over the sheave or reel applications.

### Applicable Specifications

Parker specification

### Construction

Tube: Nitrile (NBR)

Reinforcement: One or two high tensile steel wire braid

Cover: Synthetic rubber

Temperature Range ..... -40 °C up to +100 °C

Exception: Air ..... max. +70 °C



- **No-Skive** hose construction – Compact design
- Nitrile (NBR) inner tube – extended fluid compatibility
- Constant working pressure of 21.0 MPa







### Recommended Fluids

Petroleum and water-glycol based fluids, lubricating oils, air and water. For air above 1,7 MPa, the hose cover must be pin-pricked.

Consult the chemical compatibility section on pages **Ab-21** to **Ab-29** for more detailed information.

### Fittings Series



Part Number						Pressure Rating					
	Hose I.D.				Hose O.D.	 max. dynamic working pressure		 min. burst pressure		min. bend radius	weight
	DN	Inch	Size	mm	mm	MPa	psi	MPa	psi	mm	kg
692-4	6	1/4	-4	6,3	11,5	21,0	3045	84,0	12180	40	0,18
692-5	8	5/16	-5	7.9	13.6	21.0	3045	84.0	12180	40	0.21
692-6	10	3/8	-6	9,5	15,5	21,0	3045	84,0	12180	40	0,25
692-8	12	1/2	-8	12.7	20.4	21.0	3045	84.0	12180	50	0.52
692-10	16	5/8	-10	15.9	23.9	21.0	3045	84.0	12180	60	0.66

The combination of high temperature and high pressure could reduce the hose life.

## 692Twin – Elite Compact

Twin constant pressure,  
tight bending radius

### Primary Applications

Lifting and material handling equipment:  
General small bending radii hydraulic applications, ideal  
over the sheave or reel applications

### Applicable Specifications

Parker specification

### Construction

Tube: Nitrile (NBR)  
Reinforcement: One or two high tensile steel wire braid  
Cover: Synthetic rubber

Temperature Range ..... -40 °C up to +100 °C

Exception: Air ..... max. +70 °C



- *No-Skive* hose construction  
– Compact design
- Nitrile (NBR) inner tube  
– extended fluid compatibility
- Constant working pressure  
of 21.0 MPa





### Recommended Fluids

Petroleum and water-glycol based fluids, lubricating oils,  
air and water. For air above 1,7 MPa, the hose cover  
must be pin-pricked.

Consult the chemical compatibility section on  
pages **Ab-21** to **Ab-29** for more detailed information.

### Fittings Series



Part Number	 Hose I.D.				 Hose O.D.	Pressure Rating				 min. bend radius	 weight
	max. dynamic working pressure		min. burst pressure								
DN	Inch	Size	mm	mm	MPa	psi	MPa	psi	mm	kg	
692-4-4	6	1/4	-4	6.3	25.8	21.0	3045	84.0	12180	40	0.34
692-5-5	8	5/16	-5	7.9	27.4	21.0	3045	84.0	12180	40	0.40
692-6-6	10	3/8	-6	9.5	31.2	21.0	3045	84.0	12180	40	0.48
692-8-8	12	1/2	-8	12.7	41.5	21.0	3045	84.0	12180	50	1.02
692-10-10	16	5/8	-10	15.9	48.7	21.0	3045	84.0	12180	60	1.30

The combination of high temperature and high pressure could reduce the hose life.

## 811 – *No-Skive* Suction and Return Line

SAE 100 R4



- *No-Skive* hose construction
- Small bend radii

### Primary Applications

All Markets: General applications

### Construction

Tube: Synthetic rubber

Reinforcement: Two textile braids, with wire spiraled throughout the textile reinforcement to prevent collapse under vacuum

Cover: Oil and weather resistant synthetic rubber

Temperature Range ..... -40 °C up to +100 °C

Exception: Air ..... max. +70 °C  
Water ..... max. +85 °C

### Recommended Fluids

Petroleum and water-glycol based fluids, lubricating oils, air and water.








Consult the chemical compatibility section on pages **Ab-21** to **Ab-29** for more detailed information.

### Fittings Series

Up to size - 32

For size -40 and -48 fittings series on request



Part Number						Pressure Rating				 Vaccum kilo Pascal *1 kPa	 min. bend radius mm	 weight kg
	Hose I.D.				Hose O.D.	 max. dynamic working pressure		 min. burst pressure				
	DN	Inch	Size	mm	mm	MPa	psi	MPa	psi			
811-12**	20	3/4	-12	19.1	30.0	2.1	300	8.3	1200	85	65	0.63
811-16**	25	1	-16	25.4	38.0	1.7	250	6.9	1000	85	75	0.96
811-20	32	1-1/4	-20	31.8	45.0	1.4	200	5.5	800	85	100	1.22
811-24	40	1-1/2	-24	38.1	52.0	1.0	150	4.1	600	85	130	1.55
811-32	50	2	-32	50.8	64.0	0.7	100	2.8	400	85	150	1.87
811-40	62	2-1/2	-40	62.3	75.0	0.4	62	1.6	248	85	180	2.45
811-48	75	3	-48	74.6	90.0	0.4	62	1.6	248	85	230	3.20

\*1 = the vacuum values listed in the table are vacuum pressure values in kPa. For an absolute value subtract the table value from 101 kPa.

\*\* size -12 and size -16 = on Parkrimp 2 crimping press or adjustable crimpers only.

The combination of high temperature and high pressure could reduce the hose life.

## 881 – *No-Skive* Suction and Return Line

SAE 100 R4



- *No-Skive* hose construction
- Up to +121 °C working temperature
- MSHA approved

### Primary Applications

All Markets: For high temperature applications  
For general applications

### Construction

Tube: Synthetic rubber  
Reinforcement: Two textile braids, with wire spiraled throughout the textile reinforcement to prevent collapse under vacuum  
Cover: Synthetic rubber MSHA approved

Temperature Range ..... -40 °C up to +121 °C  
Exception: Air ..... max. +70 °C  
Water ..... max. +85 °C

### Recommended Fluids

Petroleum and water-glycol based fluids, lubricating oils, air and water.

Consult the chemical compatibility section on pages **Ab-21** to **Ab-29** for more detailed information.

### Fittings Series

Series 43 for sizes -12, -16  
Series 48 for sizes -20 up to -32  
For size -40 and -48 fittings series on request



Part Number	Hose I.D.				Hose O.D. mm	Pressure Rating				Vacuum kilo Pascal *1 kPa	min. bend radius mm	weight kg
	DN	Inch	Size	mm		max. dynamic working pressure MPa	psi	min. burst pressure MPa	psi			
881-12	20	3/4	-12	19.1	30.0	2.1	300	8.3	1200	95	130	0.74
881-16	25	1	-16	25.4	38.0	1.7	250	6.9	1000	95	150	0.89
881-20	32	1-1/4	-20	31.8	45.0	1.4	200	5.5	800	95	200	1.32
881-24	40	1-1/2	-24	38.1	52.0	1.0	150	4.1	600	95	250	1.65
881-32	50	2	-32	50.8	63.0	0.7	100	2.8	400	95	300	1.89
881-40	62	2-1/2	-40	62.3	75.0	0.4	62	1.6	248	95	355	2.71
881-48	75	3	-48	74.6	88.0	0.4	62	1.6	248	95	460	3.06

\*1 = the vacuum values listed in the table are vacuum pressure values in kPa. For an absolute value subtract the table value from 101kPa.  
The combination of high temperature and high pressure could reduce the hose life.



This image shows a single sheet of white paper with horizontal ruling lines. The lines are evenly spaced and run across the width of the page. There is no text or other markings on the paper.

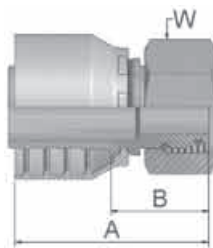
<b>Page Cb-1 – Cb-13</b>  <b>DIN</b>		<b>CA</b> <b>Cb-1</b> Female Metric 24° Light Series with O-Ring Swivel – Straight ISO 12151-2-SWS-L – DKOL	<b>CE</b> <b>Cb-2</b> Female Metric 24° Light Series with O-Ring Swivel – 45° Elbow ISO 12151-2-SWE 45°-L – DKOL 45°	<b>CF</b> <b>Cb-3</b> Female Metric 24° Light Series with O-Ring Swivel – 90° Elbow ISO 12151-2-SWE-L – DKOL 90°
<b>D0</b> <b>Cb-4</b> Male Metric 24° Light Series – Rigid Straight ISO 12151-2-S-L – CEL	<b>C0</b> <b>Cb-4</b> Female Metric Very Light Series LL Swivel – Straight (Ball Nose) DKM	<b>C3</b> <b>Cb-5</b> Female Metric Light Series – Swivel Straight (Ball Nose) DKL	<b>C4</b> <b>Cb-5</b> Female Metric Light Series – Swivel 45° Elbow (Ball Nose) DKL 45°	
<b>C5</b> <b>Cb-6</b> Female Metric Light Series – Swivel 90° Elbow (Ball Nose) DKL 90°	<b>1D</b> <b>Cb-6</b> Metric Standpipe Light Series – Rigid Straight ISO 8434-1 – BEL	<b>DD</b> <b>Cb-7</b> Metric Standpipe Light Series – Rigid 45° Elbow BEL 45°	<b>5D</b> <b>Cb-7</b> Metric Standpipe Light Series – Rigid 90° Elbow ISO 8434-1 – BEL 90°	
<b>C9</b> <b>Cb-8</b> Female Metric 24° – Swivel Heavy Series with O-Ring Straight ISO 12151-2-SWS-S – DKOS	<b>0C</b> <b>Cb-9</b> Female Metric 24° – Swivel Heavy Series with O-Ring 45° Elbow ISO 12151-2 – SWE 45°-S – DKOS 45°	<b>1C</b> <b>Cb-10</b> Female Metric 24° – Swivel Heavy Series with O-Ring 90° Elbow ISO 12151-2-SWE-S – DKOS 90°	<b>D2</b> <b>Cb-11</b> Male Metric 24° – Rigid Heavy Series – Straight ISO 12151-2-S-S – CES	
<b>C6</b> <b>Cb-12</b> Female Metric – Swivel Heavy Series – Straight (Ball Nose) DKS	<b>3D</b> <b>Cb-12</b> Metric Standpipe – Rigid Heavy Series – Straight ISO 8434-1 – BES	<b>49</b> <b>Cb-13</b> Metric Banjo Straight DIN 7642	<b>Page Cb-14 – Cb-20</b>  <b>BSP</b>	
<b>92</b> <b>Cb-14</b> Female BSP Parallel Pipe Swivel – Straight (60° Cone) BS5200-A – DKR	<b>B1</b> <b>Cb-15</b> Female BSP Parallel Pipe Swivel 45° Elbow (60° Cone) BS 5200-D – DKR 45°	<b>B2</b> <b>Cb-16</b> Female BSP Parallel Pipe Swivel 90° Elbow (60° Cone) BS 5200-B – DKR 90°	<b>B4</b> <b>Cb-17</b> Female BSP Parallel Pipe Swivel – 90° Elbow Block Type (60° Cone) BS 5200-E – DKR 90°	
<b>EA</b> <b>Cb-17</b> BSP Swivel Female with O-Ring (60° Cone) BS 5200 – ISO 12151-6 – DKOR	<b>EB</b> <b>Cb-18</b> BSP Swivel Female with O-Ring 45° Elbow (60° Cone) BS 5200 – ISO 12151-6 – DKOR 45°	<b>EC</b> <b>Cb-18</b> BSP Swivel Female with O-Ring 90° Elbow (60° Cone) BS 5200 – ISO 12151-6 – DKOR 90°	<b>D9</b> <b>Cb-19</b> Male BSP Parallel Pipe Rigid – Straight (60° Cone) BS5200 – AGR	
<b>91</b> <b>Cb-20</b> Male BSP Taper Pipe – Rigid Straight BS5200 – AGR-K	<b>B5</b> <b>Cb-20</b> Female BSP Parallel Pipe Swivel Straight (Flat Seat)	<b>Page Cb-21 – Cb-28</b>  <b>SAE</b>		
<b>03</b> <b>Cb-22</b> Male JIC 37° – Rigid Straight ISO12151-5-S – AGJ	<b>04</b> <b>Cb-23</b> Male SAE 45° – Rigid Straight SAE J516	<b>05</b> <b>Cb-23</b> Male SAE Straight Thread with O-Ring – Rigid Straight ISO 11926 – SAE J516	<b>01</b> <b>Cb-21</b> Male NPTF Pipe Rigid – Straight SAE J476A / J516 – AGN	
<b>08</b> <b>Cb-25</b> Female SAE 45° – Swivel Straight SAE J516	<b>33</b> <b>Cb-25</b> Male JIC 37° – Rigid 45° Elbow ISO 12151-5 – AGJ 45°	<b>37/3V</b> <b>Cb-26</b> Female JIC 37° SAE 45° – Dual Flare Swivel Female 45° Elbow ISO 12151-5-SWE 45° – DKJ 45°	<b>06/68</b> <b>Cb-24</b> Female – JIC 37° SAE 45° Dual Flare Swivel – Straight ISO12151-5-SWS – DKJ	
			<b>39/3W</b> <b>Cb-27</b> Female JIC 37° SAE 45° – Dual Flare Swivel Female 90° Elbow ISO 12151-5-SWES – DKJ 90°	









<b>41/3Y</b> Cb-28  <p>Female JIC 37° / 45° Swivel Female 90° Elbow (Long) ISO 12151-5-SWEL – DKJ 90° L</p>	<b>L9</b> Cb-28  <p>Female JIC 37° – Swivel 90° Elbow – Medium Drop ISO 12151-5-SWEM – DKJ 90° M</p>	<b>Page Cb-29 – Cb-33</b> <b>Flange</b> 	<b>15</b> Cb-29  <p>SAE Code 61 – Flange Head Straight ISO 12151-3-S-L – SFL 3000 psi</p>
<b>17</b> Cb-30  <p>SAE Code 61 – Flange Head 45° Elbow ISO 12151-3 – E45 – L – SFL 45° 3000 psi</p>	<b>19</b> Cb-31  <p>SAE Code 61 – Flange Head 90° Elbow ISO 12151-3 – E – L – SFL 90° 3000 psi</p>	<b>6A</b> Cb-32  <p>SAE Code 62 Flange Straight ISO 12151-3-S-S – SFS 6000 psi</p>	<b>6F</b> Cb-32  <p>SAE Code 62 Flange 45° Elbow – Heavy Series ISO 12151-3 – E45-S – SFS 45° 6000 psi</p>
<b>6N</b> Cb-33  <p>SAE Code 62 Flange 90° Elbow ISO 12151-3 – E-S – SFS 90° 6000 psi</p>	<b>Page Cb-34 – Cb-39</b> <b>ORFS</b> 	<b>JC</b> Cb-34  <p>Female ORFS Swivel – Straight Short ISO 12151-1 – SWSA SAE J516 – ORFS</p>	<b>JS</b> Cb-35  <p>ORFS Swivel Female (Long) ISO 12151-1-SWSB SAE J516 – ORFS</p>
<b>J7</b> Cb-36  <p>Female ORFS – Swivel 45° Elbow ISO 12151-1 – SWE 45° SAE J516 – ORFS 45°</p>	<b>J9</b> Cb-37  <p>Female ORFS – Swivel 90° Elbow – Short Drop ISO 12151-1 – SWES SAE J516 – ORFS 90°</p>	<b>J1</b> Cb-38  <p>Female ORFS – Swivel 90° Elbow – Long Drop ISO 12151-1 – SWEL SAE J516 – ORFS 90° L</p>	<b>J5</b> Cb-38  <p>Female ORFS – Swivel 90° Elbow – Medium Drop ISO 12151-1 – SWEM – ORFS 90° M</p>
<b>JM</b> Cb-39  <p>ORFS Male ISO 12151-1-S – SAE J516</p>	<b>JD</b> Cb-39  <p>Male ORFS Bulkhead with Locknut Straight (with O-ring) ISO 12151-1 – SAE J516</p>	<b>Page Cb-40 – Cb-41</b> <b>JIS</b> 	<b>FU</b> Cb-40  <p>Female BSP Parallel Pipe Swivel – Straight (30° Flare) ISO 228-1 – JIS B8363 – GUI</p>
<b>GU</b> Cb-40  <p>Female BSP Parallel Pipe Swivel – Straight (60° Cone) ISO 228-1 – JIS B8363 – GUO</p>	<b>MU</b> Cb-41  <p>Female Metric – Swivel Straight (30° Flare) JIS B8363 – MU</p>	<b>MZ</b> Cb-41  <p>Female Metric – Swivel 90° Elbow (30° Flare) JIS B8363</p>	<b>Page Cb-42 – Cb-44</b> <b>French Standard</b> 
<b>FG</b> Cb-42  <p>Male French Gas Series Rigid – Straight (24° Cone)</p>	<b>F2</b> Cb-42  <p>Female French Gas Series Swivel – 90° Elbow</p>	<b>F4</b> Cb-43  <p>Female French Gas Series Swivel – Straight (Ball Nose)</p>	<b>F6</b> Cb-43  <p>French Male Metric Series (24° Cone)</p>
<b>F9</b> Cb-44  <p>French Female Metric Series Swivel – (Ball Nose)</p>	<b>FA</b> Cb-44  <p>Metric Male For Agriculture Valves</p>	<b>Page Cb-45</b> <b>High Pressure Cleaning</b> 	<b>CW</b> Cb-45  <p>Power Cleaner Connection</p>
<b>NW</b> Cb-45  <p>Female Kärcher Metric Cleaning Hose Fitting Swivel – Straight (New Design)</p>	<b>Page Cb-46</b> <b>Others</b> 	<b>DK</b> Cb-46  <p>Male Metric L – Rigid Bulkhead with Locknut (24° Cone)</p>	<b>DX</b> Cb-46  <p>Female Metric Swivel (M27x2) O-Ring Light Series</p>
<b>Page Cb-47 – Cb-48</b> <b>UPTC</b> 	<b>EN</b> Cb-47  <p>UPTC – Male Straight</p>	<b>EU</b> Cb-47  <p>UPTC – Male 45° Elbow</p>	<b>ET</b> Cb-48  <p>UPTC – Male 90° Elbow</p>



## CA Female Metric 24° Light Series with O-Ring Swivel – Straight

ISO 12151-2-SWS-L - DKOL



XXXXX-XX-XX										
Part Number		Hose I.D.				Thread metric				
		DN	Inch	Size	mm		mm	mm	mm	mm
1CA46-6-4	1CA48-6-4	6	1/4	-4	6.3	M12x1.5	6	46	22	14
1CA46-8-4	1CA48-8-4	6	1/4	-4	6.3	M14x1.5	8	46	22	17
1CA46-10-4	1CA48-10-4	6	1/4	-4	6.3	M16x1.5	10	46	22	19
1CA46-12-4	1CA48-12-4	6	1/4	-4	6.3	M18x1.5	12	46	22	22
1CA46-8-5	1CA48-8-5	8	5/16	-5	7.9	M14x1.5	8	50	26	17
1CA46-10-5	1CA48-10-5	8	5/16	-5	7.9	M16x1.5	10	46	22	19
1CA46-12-5	1CA48-12-5	8	5/16	-5	7.9	M18x1.5	12	46	22	22
1CA46-8-6	1CA48-8-6	10	3/8	-6	9.5	M14x1.5	8	49	26	17
1CA46-10-6	1CA48-10-6	10	3/8	-6	9.5	M16x1.5	10	46	23	19
1CA46-12-6	1CA48-12-6	10	3/8	-6	9.5	M18x1.5	12	46	23	22
1CA46-15-6	1CA48-15-6	10	3/8	-6	9.5	M22x1.5	15	47	24	27
1CA46-18-6	1CA48-18-6	10	3/8	-6	9.5	M26x1.5	18	50	28	32
1CA46-12-8	1CA48-12-8	12	1/2	-8	12.7	M18x1.5	12	50	26	22
1CA46-15-8	1CA48-15-8	12	1/2	-8	12.7	M22x1.5	15	50	26	27
1CA46-18-8	1CA48-18-8	12	1/2	-8	12.7	M26x1.5	18	49	25	32
1CA46-15-10	1CA48-15-10	16	5/8	-10	15.9	M22x1.5	15	54	29	27
1CA46-18-10	1CA48-18-10	16	5/8	-10	15.9	M26x1.5	18	50	25	32
1CA46-22-10	1CA48-22-10	16	5/8	-10	15.9	M30x2	22	58	33	36
1CA46-18-12	1CA48-18-12	20	3/4	-12	19.1	M26x1.5	18	51	25	32
1CA46-22-12	1CA48-22-12	20	3/4	-12	19.1	M30x2	22	56	30	36
1CA46-28-12	1CA48-28-12	20	3/4	-12	19.1	M36x2	28	61	35	41
1CA46-22-16	1CA48-22-16	25	1	-16	25.4	M30x2	22	60	30	36
1CA46-28-16	1CA48-28-16	25	1	-16	25.4	M36x2	28	63	33	41
1CA46-35-16	1CA48-35-16	25	1	-16	25.4	M45x2	35	63	33	50
	1CA48-28-20	32	1-1/4	-20	31.8	M36x2	28	81	34	41
1CA46-35-20		32	1-1/4	-20	31.8	M45x2	35	66	28	50
	1CA48-35-20	32	1-1/4	-20	31.8	M45x2	35	82	35	50
	1CA48-42-24	40	1-1/2	-24	38.1	M52x2	42	77	39	60

Hose fittings are delivered with ozone resistant Nitrile (NBR) O-ring as a standard version. Working temperature from -30 °C up to +105 °C. Hose fittings with special O-rings (Viton or EPDM) available on request. For O-ring dimensions and part-numbers see Section Eb.

Approved **fitting series** for hose types:


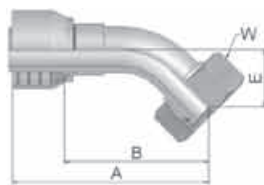
Also available in stainless steel. Details can be found in CAT 4400.1/UK

☐ **46** or ☐ **48** 441 441RH 461LT 462 462ST  
☐ **46** 463 492 492ST 692 692TWIN  
☐ **48** 301SN 301TC 302 304 351TC 421RH 421SN 421WC 422 426 436 451 451TC 471TC 472TC 477 477ST 493 811 881

# CE

## Female Metric 24° Light Series with O-Ring Swivel – 45° Elbow

ISO 12151-2-SWE 45°-L – DKOL 45°







XXXXX-XX-XX Part Number		Hose I.D.				Thread metric	Tube O.D.	A	B	E	W
46	48	DN	Inch	Size	mm		mm	mm	mm	mm	mm
1CE46-6-4	1CE48-6-4	6	1/4	-4	6.3	M12x1.5	6	70	45	19	14
1CE46-8-4	1CE48-8-4	6	1/4	-4	6.3	M14x1.5	8	59	35	16	17
1CE46-10-4	1CE48-10-4	6	1/4	-4	6.3	M16x1.5	10	59	35	16	19
1CE46-12-4	1CE48-12-4	6	1/4	-4	6.3	M18x1.5	12	59	36	16	22
1CE46-8-5	1CE48-8-5	8	5/16	-5	7.9	M14x1.5	8	64	40	19	17
1CE46-10-5	1CE48-10-5	8	5/16	-5	7.9	M16x1.5	10	67	43	15	19
1CE46-12-5	1CE48-12-5	8	5/16	-5	7.9	M18x1.5	12	61	37	16	22
1CE46-10-6	1CE48-10-6	10	3/8	-6	9.5	M16x1.5	10	68	45	20	19
1CE46-12-6	1CE48-12-6	10	3/8	-6	9.5	M18x1.5	12	68	45	19	22
1CE46-15-6	1CE48-15-6	10	3/8	-6	9.5	M22x1.5	15	68	45	19	27
1CE46-12-8	1CE48-12-8	12	1/2	-8	12.7	M18x1.5	12	74	51	23	22
1CE46-15-8	1CE48-15-8	12	1/2	-8	12.7	M22x1.5	15	71	47	22	27
1CE46-18-8	1CE48-18-8	12	1/2	-8	12.7	M26x1.5	18	71	47	22	32
1CE46-15-10	1CE48-15-10	16	5/8	-10	15.9	M22x1.5	15	79	54	26	27
1CE46-18-10	1CE48-18-10	16	5/8	-10	15.9	M26x1.5	18	76	50	23	32
1CE46-18-12	1CE48-18-12	20	3/4	-12	19.1	M26x1.5	18	90	64	27	32
1CE46-22-12	1CE48-22-12	20	3/4	-12	19.1	M30x2	22	88	62	26	36
1CE46-28-12	1CE48-28-12	20	3/4	-12	19.1	M36x2	28	90	64	28	41
1CE46-22-16	1CE48-22-16	25	1	-16	25.4	M30x2	22	112	82	35	36
1CE46-28-16	1CE48-28-16	25	1	-16	25.4	M36x2	28	113	83	33	41
1CE46-35-20		32	1-1/4	-20	31.8	M45x2	35	130	92	38	50
	1CE48-35-20	32	1-1/4	-20	31.8	M45x2	35	141	94	38	50
	1CE48-42-24	40	1-1/2	-24	38.1	M52x2	42	155	117	49	60

Hose fittings are delivered with ozone resistant Nitrile (NBR) O-ring as a standard version. Working temperature from -30 °C up to +105 °C.  
Hose fittings with special O-rings (Viton or EPDM) available on request. For O-ring dimensions and part-numbers see Section Eb.

Approved **fitting series** for hose types:


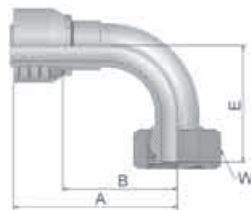
Also available in stainless steel. Details can be found in CAT 4400.1/UK

	46	or		48	441	441RH	461LT	462	462ST												
	46	463	492	492ST	692	692TWIN															
	48	301SN	301TC	302	304	351TC	421RH	421SN	421WC	422	426	436	451	451TC	471TC	472TC	477	477ST	493	811	881



**CF****Female Metric 24°  
Light Series with O-Ring  
Swivel – 90° Elbow**

ISO 12151-2-SWE-L – DKOL 90°



XXXXX-XX-XX		Hose I.D.				Thread metric	Tube O.D. mm	A mm	B mm	E mm	W mm
Part Number		DN	Inch	Size	mm						
46	48										
1CF46-6-4	1CF48-6-4	6	1/4	-4	6.3	M12x1.5	6	57	33	33	14
1CF46-8-4	1CF48-8-4	6	1/4	-4	6.3	M14x1.5	8	51	28	29	17
1CF46-10-4	1CF48-10-4	6	1/4	-4	6.3	M16x1.5	10	52	28	29	19
1CF46-12-4	1CF48-12-4	6	1/4	-4	6.3	M18x1.5	12	53	26	29	22
1CF46-8-5	1CF48-8-5	8	5/16	-5	7.9	M14x1.5	8	62	38	34	17
1CF46-10-5	1CF48-10-5	8	5/16	-5	7.9	M16x1.5	10	61	37	29	19
1CF46-12-5	1CF48-12-5	8	5/16	-5	7.9	M18x1.5	12	61	37	30	22
1CF46-10-6	1CF48-10-6	10	3/8	-6	9.5	M16x1.5	10	60	37	37	19
1CF46-12-6	1CF48-12-6	10	3/8	-6	9.5	M18x1.5	12	58	35	36	22
1CF46-15-6	1CF48-15-6	10	3/8	-6	9.5	M22x1.5	15	58	35	36	27
1CF46-12-8	1CF48-12-8	12	1/2	-8	12.7	M18x1.5	12	63	39	45	22
1CF46-15-8	1CF48-15-8	12	1/2	-8	12.7	M22x1.5	15	61	37	43	27
1CF46-18-8	1CF48-18-8	12	1/2	-8	12.7	M26x1.5	18	65	41	43	32
1CF46-15-10	1CF48-15-10	16	5/8	-10	15.9	M22x1.5	15	67	42	50	27
1CF46-18-10	1CF48-18-10	16	5/8	-10	15.9	M26x1.5	18	66	41	45	32
1CF46-22-10	1CF48-22-10	16	5/8	-10	15.9	M30x2	22	71	46	47	36
1CF46-18-12	1CF48-18-12	20	3/4	-12	19.1	M26x1.5	18	80	54	56	32
1CF46-22-12	1CF48-22-12	20	3/4	-12	19.1	M30x2	22	80	54	55	36
1CF46-28-12	1CF48-28-12	20	3/4	-12	19.1	M36x2	28	80	54	57	41
1CF46-22-16	1CF48-22-16	25	1	-16	25.4	M30x2	22	102	72	74	36
1CF46-28-16	1CF48-28-16	25	1	-16	25.4	M36x2	28	101	72	71	41
1CF46-28-20		32	1-1/4	-20	31.8	M36x2	28	124	86	81	41
	1CF48-28-20	32	1-1/4	-20	31.8	M36x2	28	129	82	81	41
1CF46-35-20		32	1-1/4	-20	31.8	M45x2	35	124	86	79	50
	1CF48-35-20	32	1-1/4	-20	31.8	M45x2	35	130	83	79	50
	1CF48-42-24	40	1-1/2	-24	38.1	M52x2	42	139	101	101	60

Hose fittings are delivered with ozone resistant Nitrile (NBR) O-ring as a standard version. Working temperature from -30 °C up to +105 °C.  
Hose fittings with special O-rings (Viton or EPDM) available on request. For O-ring dimensions and part-numbers see Section Eb.

Approved **fitting series** for hose types:

Also available in stainless steel. Details can be found in CAT 4400.1/UK

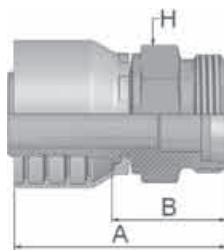
**46** or **48** 441 441RH 461LT 462 462ST

**46** 463 492 492ST 692 692TWIN

**48** 301SN 301TC 302 304 351TC 421RH 421SN 421WC 422 426 436 451 451TC 471TC 472TC 477 477ST 493 811 881

## D0 Male Metric 24° Light Series – Rigid Straight

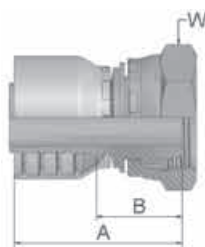
ISO 12151-2-S-L – CEL



XXXXX-XX-XX Part Number		Hose I.D.				Thread metric	Tube O.D. mm	A mm	B mm	H mm
46	48	DN	Inch	Size	mm					
1D046-6-4	1D048-6-4	6	1/4	-4	6.3	M12x1.5	6	44	20	12
1D046-8-4	1D048-8-4	6	1/4	-4	6.3	M14x1.5	8	46	22	14
1D046-10-4	1D048-10-4	6	1/4	-4	6.3	M16x1.5	10	48	24	17
1D046-12-4	1D048-12-4	6	1/4	-4	6.3	M18x1.5	12	48	24	19
1D046-8-5	1D048-8-5	8	5/16	-5	7.9	M14x1.5	8	44	20	14
1D046-10-5	1D048-10-5	8	5/16	-5	7.9	M16x1.5	10	48	24	17
1D046-12-5	1D048-12-5	8	5/16	-5	7.9	M18x1.5	12	48	24	19
1D046-10-6	1D048-10-6	10	3/8	-6	9.5	M16x1.5	10	47	24	17
1D046-12-6	1D048-12-6	10	3/8	-6	9.5	M18x1.5	12	47	24	19
1D046-15-6	1D048-15-6	10	3/8	-6	9.5	M22x1.5	15	49	26	22
1D046-12-8	1D048-12-8	12	1/2	-8	12.7	M18x1.5	12	47	23	19
1D046-15-8	1D048-15-8	12	1/2	-8	12.7	M22x1.5	15	50	26	22
1D046-18-8	1D048-18-8	12	1/2	-8	12.7	M26x1.5	18	53	29	27
1D046-15-10	1D048-15-10	16	5/8	-10	15.9	M22x1.5	15	57	29	27
1D046-18-10	1D048-18-10	16	5/8	-10	15.9	M26x1.5	18	54	29	27
1D046-18-12	1D048-18-12	20	3/4	-12	19.1	M26x1.5	18	55	29	27
1D046-22-12	1D048-22-12	20	3/4	-12	19.1	M30x2	22	59	33	30
1D046-28-12	1D048-28-12	20	3/4	-12	19.1	M36x2	28	60	34	36
1D046-28-16	1D048-28-16	25	1	-16	25.4	M36x2	28	65	35	36
1D046-35-20		32	1-1/4	-20	31.8	M45x2	35	78	40	46
	1D048-35-20	32	1-1/4	-20	31.8	M45x2	35	85	38	46
	1D048-42-24	40	1-1/2	-24	38.1	M52x2	42	77	39	55

## C0 Female Metric Very Light Series LL Swivel – Straight (Ball Nose)

DKM



XXXXX-XX-XX Part Number		Hose I.D.				Thread metric	Tube O.D. mm	A mm	B mm	W mm
46	48	DN	Inch	Size	mm					
1C046-20-12	1C048-20-12	20	3/4	-12	19.1	M30x1.5	22	54	28	36
1C046-25-12	1C048-25-12	20	3/4	-12	19.1	M38x1.5	28	58	32	46
1C046-25-16	1C048-25-16	25	1	-16	25.4	M38x1.5	28	61	32	46
	1C048-32-20	32	1-1/4	-20	31.8	M45x1.5	35	78	31	55
	1C048-42-24	40	1-1/2	-24	38.1	M52x1.5	42	77	39	60


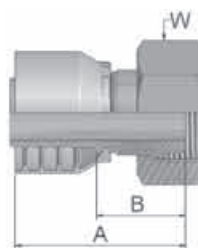
Approved **fitting series** for hose types:

Also available in stainless steel. Details can be found in CAT 4400.1/UK

46 or 48	441 441RH 461LT 462 462ST
46	463 492 492ST 692 692TWIN
48	301SN 301TC 302 304 351TC 421RH 421SN 421WC 422 426 436 451 451TC 471TC 472TC 477 477ST 493 811 881

## C3 Female Metric Light Series – Swivel Straight (Ball Nose)


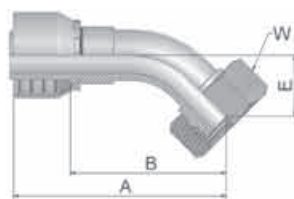
DKL



XXXXX-XX-XX Part Number		Hose I.D.				Thread metric	Tube O.D. mm	A mm	B mm	W mm
46	48	DN	Inch	Size	mm					
1C346-6-4	1C348-6-4	6	1/4	-4	6.3	M12x1.5	6	46	22	14
1C346-8-4	1C348-8-4	6	1/4	-4	6.3	M14x1.5	8	45	21	17
1C346-10-4	1C348-10-4	6	1/4	-4	6.3	M16x1.5	10	46	22	19
1C346-10-5	1C348-10-5	8	5/16	-5	7.9	M16x1.5	10	46	22	19
1C346-12-5	1C348-12-5	8	5/16	-5	7.9	M18x1.5	12	46	22	22
1C346-10-6	1C348-10-6	10	3/8	-6	9.5	M16x1.5	10	47	24	19
1C346-12-6	1C348-12-6	10	3/8	-6	9.5	M18x1.5	12	45	22	22
1C346-15-8	1C348-15-8	12	1/2	-8	12.7	M22x1.5	15	48	24	27
1C346-15-10	1C348-15-10	16	5/8	-10	15.9	M22x1.5	15	52	27	27
1C346-18-10	1C348-18-10	16	5/8	-10	15.9	M26x1.5	18	51	26	32
1C346-22-12	1C348-22-12	20	3/4	-12	19.1	M30x2	22	56	30	36
1C346-28-16	1C348-28-16	25	1	-16	25.4	M36x2	28	62	33	41
1C346-35-20		32	1-1/4	-20	31.8	M45x2	35	62	24	50

## C4 Female Metric Light Series – Swivel 45° Elbow (Ball Nose)

DKL 45°



XXXXX-XX-XX Part Number		Hose I.D.				Thread metric	Tube O.D. mm	A mm	B mm	E mm	W mm
46	48	DN	Inch	Size	mm						
1C446-8-4	1C448-8-4	6	1/4	-4	6.3	M14x1.5	8	57	33	14	17
1C446-10-5	1C448-10-5	8	5/16	-5	7.9	M16x1.5	10	58	34	15	19
1C446-12-6	1C448-12-6	10	3/8	-6	9.5	M18x1.5	12	67	44	18	22
1C446-15-8	1C448-15-8	12	1/2	-8	12.7	M22x1.5	15	68	45	19	27

Approved **fitting series** for hose types:

Also available in stainless steel. Details can be found in CAT 4400.1/UK


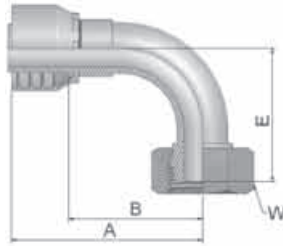
**46** or **48** 441 441RH 461LT 462 462ST

**46** 463 492 492ST 692 692TWIN

**48** 301SN 301TC 302 304 351TC 421RH 421SN 421WC 422 426 436 451 451TC 471TC 472TC 477 477ST 493 811 881

## C5 Female Metric Light Series – Swivel 90° Elbow (Ball Nose)

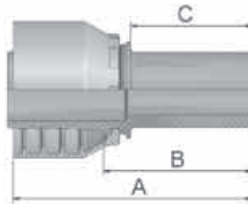
DKL 90°



XXXXX-XX-XX Part Number		Hose I.D.				Thread metric	Tube O.D.	A	B	E	W
46	48	DN	Inch	Size	mm		mm	mm	mm	mm	mm
1C546-6-4	1C548-6-4	6	1/4	-4	6.3	M12x1.5	6	49	25	29	14
1C546-8-4	1C548-8-4	6	1/4	-4	6.3	M14x1.5	8	48	25	26	17
1C546-10-4	1C548-10-4	6	1/4	-4	6.3	M16x1.5	10	49	25	27	19
1C546-10-5	1C548-10-5	8	5/16	-5	7.9	M16x1.5	10	61	37	33	19
1C546-12-5	1C548-12-5	8	5/16	-5	7.9	M18x1.5	12	50	26	28	22
1C546-10-6	1C548-10-6	10	3/8	-6	9.5	M16x1.5	10	58	35	35	19
1C546-12-6	1C548-12-6	10	3/8	-6	9.5	M18x1.5	12	58	35	34	22
1C546-15-8	1C548-15-8	12	1/2	-8	12.7	M22x1.5	15	64	41	39	27
1C546-18-10	1C548-18-10	16	5/8	-10	15.9	M26x1.5	18	66	41	43	32
1C546-22-12	1C548-22-12	20	3/4	-12	19.1	M30x2	22	80	54	50	36
1C546-28-16	1C548-28-16	25	1	-16	25.4	M36x2	28	100	70	70	41

## 1D Metric Standpipe Light Series – Rigid Straight

ISO 8434-1 – BEL



XXXXX-XX-XX Part Number		Hose I.D.				Tube O.D.	A	B	C
46	48	DN	Inch	Size	mm	mm	mm	mm	mm
11D46-6-4	11D48-6-4	6	1/4	-4	6.3	6	54	30	22
11D46-8-4	11D48-8-4	6	1/4	-4	6.3	8	54	30	22
11D46-10-4	11D48-10-4	6	1/4	-4	6.3	10	54	31	23
11D46-12-4	11D48-12-4	6	1/4	-4	6.3	12	54	31	23
11D46-10-5	11D48-10-5	8	5/16	-5	7.9	10	55	31	23
11D46-12-5	11D48-12-5	8	5/16	-5	7.9	12	55	31	23
11D46-10-6	11D48-10-6	10	3/8	-6	9.5	10	54	31	23
11D46-12-6	11D48-12-6	10	3/8	-6	9.5	12	54	31	23
11D46-15-8	11D48-15-8	12	1/2	-8	12.7	15	57	33	25
11D46-18-10	11D48-18-10	16	5/8	-10	15.9	18	59	34	18
11D46-22-12	11D48-22-12	20	3/4	-12	19.1	22	62	36	28
11D46-28-16	11D48-28-16	25	1	-16	25.4	28	70	40	30

Not recommended for new construction. Instead use C3 or CA. Should be assembled with cutting ring and nut.


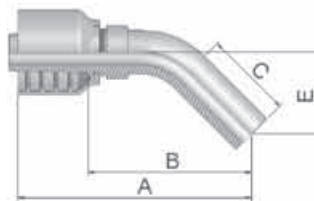
Approved **fitting series** for hose types:

Also available in stainless steel. Details can be found in CAT 4400.1/UK

46 or 48	441 441RH 461LT 462 462ST
46	463 492 492ST 692 692TWIN
48	301SN 301TC 302 304 351TC 421RH 421SN 421WC 422 426 436 451 451TC 471TC 472TC 477 477ST 493 811 881

## DD Metric Standpipe Light Series – Rigid 45° Elbow

BEL 45°


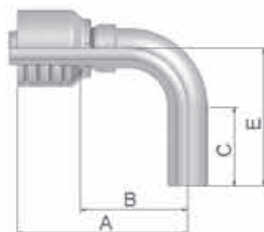


XXXXX-XX-XX		Hose I.D.				Tube O.D.	A	B	C	E
Part Number		DN	Inch	Size	mm	mm	mm	mm	mm	mm
1DD46-6-4	1DD48-6-4	6	1/4	-4	6.3	6	68	45	21	19
1DD46-8-4	1DD48-8-4	6	1/4	-4	6.3	8	69	46	22	19
1DD46-12-6	1DD48-12-6	10	3/8	-6	9.5	12	72	49	22	21

Not recommended for new construction. Instead use CE. Should be assembled with cutting ring and nut.

## 5D Metric Standpipe Light Series – Rigid 90° Elbow

ISO 8434-1 – BEL 90°







XXXXX-XX-XX		Hose I.D.				Tube O.D.	A	B	C	E
Part Number		DN	Inch	Size	mm	mm	mm	mm	mm	mm
15D46-6-4	15D48-6-4	6	1/4	-4	6.3	6	56	33	19	30
15D46-8-4	15D48-8-4	6	1/4	-4	6.3	8	57	34	22	34
15D46-10-5	15D48-10-5	8	5/16	-5	7.9	10	58	35	25	38
15D46-12-6	15D48-12-6	10	3/8	-6	9.5	12	62	39	27	44
15D46-15-8	15D48-15-8	12	1/2	-8	12.7	15	65	41	30	52

Not recommended for new construction. Instead use CF. Should be assembled with cutting ring and nut.

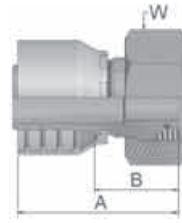
Approved **fitting series** for hose types:

Also available in stainless steel. Details can be found in CAT 4400.1/UK

	46	or		48	441	441RH	461LT	462	462ST												
	46	463	492	492ST	692	692TWIN															
	48	301SN	301TC	302	304	351TC	421RH	421SN	421WC	422	426	436	451	451TC	471TC	472TC	477	477ST	493	811	881

**C9** Female Metric 24° – Swivel  
Heavy Series with O-Ring  
Straight

ISO 12151-2-SWS-S – DKOS



XXXXX-XX-XX Part Number		Hose I.D.				Thread metric	Tube O.D. mm	A mm	B mm	W mm
46	48	DN	Inch	Size	mm					
1C946-6-4	1C948-6-4	6	1/4	-4	6.3	M14x1.5	6	49	26	17
1C946-8-4	1C948-8-4	6	1/4	-4	6.3	M16x1.5	8	47	23	19
1C946-10-4	1C948-10-4	6	1/4	-4	6.3	M18x1.5	10	46	22	22
1C946-12-4	1C948-12-4	6	1/4	-4	6.3	M20x1.5	12	47	24	24
1C946-14-4	1C948-14-4	6	1/4	-4	6.3	M22x1.5	14	48	24	27
1C946-8-5	1C948-8-5	8	5/16	-5	7.9	M16x1.5	8	46	23	19
1C946-10-5	1C948-10-5	8	5/16	-5	7.9	M18x1.5	10	46	22	22
1C946-12-5	1C948-12-5	8	5/16	-5	7.9	M20x1.5	12	48	24	24
1C946-14-5	1C948-14-5	8	5/16	-5	7.9	M22x1.5	14	48	24	27
1C946-16-5	1C948-16-5	8	5/16	-5	7.9	M24x1.5	16	52	28	30
1C946-8-6	1C948-8-6	10	3/8	-6	9.5	M16x1.5	8	49	26	19
1C946-10-6	1C948-10-6	10	3/8	-6	9.5	M18x1.5	10	45	23	22
1C946-12-6	1C948-12-6	10	3/8	-6	9.5	M20x1.5	12	47	24	24
1C946-14-6	1C948-14-6	10	3/8	-6	9.5	M22x1.5	14	47	24	27
1C946-16-6	1C948-16-6	10	3/8	-6	9.5	M24x1.5	16	50	28	30
1C946-12-8	1C948-12-8	12	1/2	-8	12.7	M20x1.5	12	51	28	24
1C946-14-8	1C948-14-8	12	1/2	-8	12.7	M22x1.5	14	48	24	27
1C946-16-8	1C948-16-8	12	1/2	-8	12.7	M24x1.5	16	51	28	30
1C946-20-8	1C948-20-8	12	1/2	-8	12.7	M30x2	20	53	29	36
1C946-16-10	1C948-16-10	16	5/8	-10	15.9	M24x1.5	16	53	28	30
1C946-20-10	1C948-20-10	16	5/8	-10	15.9	M30x2	20	53	28	36
1C946-20-12	1C948-20-12	20	3/4	-12	19.1	M30x2	20	56	30	36
1C946-25-12	1C948-25-12	20	3/4	-12	19.1	M36x2	25	61	35	46
1C946-25-16	1C948-25-16	25	1	-16	25.4	M36x2	25	63	33	46
1C946-30-16	1C948-30-16	25	1	-16	25.4	M42x2	30	67	38	50
1C946-38-20°		32	1-1/4	-20	31.8	M52x2	38	69	32	60
	1C948-38-20°	32	1-1/4	-20	31.8	M52x2	38	80	33	60

Hose fittings are delivered with ozone resistant Nitrile (NBR) O-ring as a standard version. Working temperature from -30 °C up to +105 °C.  
Hose fittings with special O-rings (Viton or EPDM) available on request. For O-ring dimensions and part-numbers see Section Eb.

Approved **fitting series** for hose types:


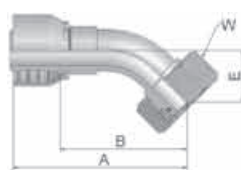
Also available in stainless steel. Details can be found in CAT 4400.1/UK

46	or	48	441	441RH	461LT	462	462ST													
46	463 492 492ST 692 692TWIN																			
48	301SN	301TC	302	304	351TC	421RH	421SN	421WC	422	426	436	451	451TC	471TC	472TC	477	477ST	493	811	881



# OC Female Metric 24° – Swivel Heavy Series with O-Ring 45° Elbow

ISO 12151-2 – SWE 45°-S – DKOS 45°



XXXXX-XX-XX		Hose I.D.				Thread metric	Tube O.D.	A	B	E	W
Part Number		DN	Inch	Size	mm		mm	mm	mm	mm	mm
46	48										
10C46-6-4	10C48-6-4	6	1/4	-4	6.3	M14x1.5	6	61	37	17	17
10C46-8-4	10C48-8-4	6	1/4	-4	6.3	M16x1.5	8	59	35	16	19
10C46-10-4	10C48-10-4	6	1/4	-4	6.3	M18x1.5	10	59	36	16	22
10C46-12-4	10C48-12-4	6	1/4	-4	6.3	M20x1.5	12	72	48	17	24
10C46-10-5	10C48-10-5	8	5/16	-5	7.9	M18x1.5	10	62	38	17	22
10C46-12-5	10C48-12-5	8	5/16	-5	7.9	M20x1.5	12	71	47	17	24
10C46-10-6	10C48-10-6	10	3/8	-6	9.5	M18x1.5	10	70	47	19	22
10C46-12-6	10C48-12-6	10	3/8	-6	9.5	M20x1.5	12	69	46	20	24
10C46-14-6	10C48-14-6	10	3/8	-6	9.5	M22x1.5	14	69	46	20	27
10C46-14-8	10C48-14-8	12	1/2	-8	12.7	M22x1.5	14	70	46	22	27
10C46-16-8	10C48-16-8	12	1/2	-8	12.7	M24x1.5	16	72	49	23	30
10C46-16-10	10C48-16-10	16	5/8	-10	15.9	M24x1.5	16	78	52	24	30
10C46-20-10	10C48-20-10	16	5/8	-10	15.9	M30x2	20	76	51	25	36
10C46-20-12	10C48-20-12	20	3/4	-12	19.1	M30x2	20	93	64	28	36
10C46-25-12	10C48-25-12	20	3/4	-12	19.1	M36x2	25	91	65	29	46
10C46-25-16	10C48-25-16	25	1	-16	25.4	M36x2	30	110	80	33	46
10C46-30-16	10C48-30-16	25	1	-16	25.4	M42x2	30	116	86	36	50
10C46-38-20°		32	1-1/4	-20	31.8	M52x2	38	136	98	38	60
	10C48-38-20°	32	1-1/4	-20	31.8	M52x2	38	140	93	37	60

Hose fittings are delivered with ozone resistant Nitrile (NBR) O-ring as a standard version. Working temperature from -30 °C up to +105 °C.  
Hose fittings with special O-rings (Viton or EPDM) available on request. For O-ring dimensions and part-numbers see Section Eb.

\*Assembly only with Parkrimp 2 machine


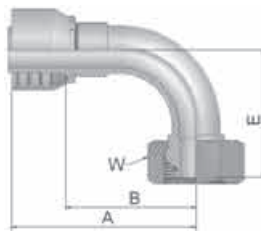
Approved **fitting series** for hose types:

Also available in stainless steel. Details can be found in CAT 4400.1/UK

46	or	48	441	441RH	461LT	462	462ST
46	463	492	492ST	692	692TWIN		
48	301SN	301TC	302	304	351TC	421RH	421SN
	421WC	422	426	436	451	451TC	471TC
	472TC	477	477ST	493	811	881	

**1C** **Female Metric 24° – Swivel  
Heavy Series with O-Ring  
90° Elbow**

ISO 12151-2-SWE-S – DKOS 90°







XXXXX-XX-XX Part Number		Hose I.D.				Thread metric	Tube O.D. mm	A mm	B mm	E mm	W mm
46	48	DN	Inch	Size	mm						
11C46-6-4	11C48-6-4	6	1/4	-4	6.3	M14x1.5	6	61	38	32	17
11C46-8-4	11C48-8-4	6	1/4	-4	6.3	M16x1.5	8	50	26	29	19
11C46-10-4	11C48-10-4	6	1/4	-4	6.3	M18x1.5	10	50	26	29	22
11C46-12-4	11C48-12-4	6	1/4	-4	6.3	M20x1.5	12	62	38	31	24
11C46-10-5	11C48-10-5	8	5/16	-5	7.9	M18x1.5	10	60	36	31	22
11C46-12-5	11C48-12-5	8	5/16	-5	7.9	M20x1.5	12	60	36	32	24
11C46-10-6	11C48-10-6	10	3/8	-6	9.5	M18x1.5	10	59	36	36	22
11C46-12-6	11C48-12-6	10	3/8	-6	9.5	M20x1.5	12	58	35	37	24
11C46-14-6	11C48-14-6	10	3/8	-6	9.5	M22x1.5	14	58	35	37	27
11C46-14-8	11C48-14-8	12	1/2	-8	12.7	M22x1.5	14	62	38	42	27
11C46-16-8	11C48-16-8	12	1/2	-8	12.7	M24x1.5	16	61	37	45	30
11C46-16-10	11C48-16-10	16	5/8	-10	15.9	M24x1.5	16	66	41	48	30
11C46-20-10	11C48-20-10	16	5/8	-10	15.9	M30x2	20	65	40	48	36
11C46-25-10	11C48-25-10	16	5/8	-10	15.9	M36x2	25	65	40	52	46
11C46-20-12	11C48-20-12	20	3/4	-12	19.1	M30x2	20	79	54	58	36
11C46-25-12	11C48-25-12	20	3/4	-12	19.1	M36x2	25	80	54	59	46
11C46-25-16	11C48-25-16	25	1	-16	25.4	M36x2	25	102	72	71	46
11C46-30-16	11C48-30-16	25	1	-16	25.4	M42x2	30	104	75	75	50
11C46-38-20°		32	1-1/4	-20	31.8	M52x2	38	124	86	80	60
	11C48-38-20°	32	1-1/4	-20	31.8	M52x2	38	130	83	78	60

Hose fittings are delivered with ozone resistant Nitrile (NBR) O-ring as a standard version. Working temperature from -30 °C up to +105 °C.  
Hose fittings with special O-rings (Viton or EPDM) available on request. For O-ring dimensions and part-numbers see Section Eb.

°Assembly only with Parkrimp 2 machine

Approved **fitting series** for hose types:

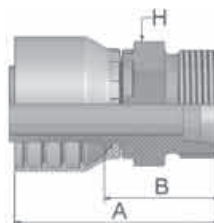
Also available in stainless steel. Details can be found in CAT 4400.1/UK

	46	or		48	441	441RH	461LT	462	462ST												
	46	463	492	492ST	692	692TWIN															
	48	301SN	301TC	302	304	351TC	421RH	421SN	421WC	422	426	436	451	451TC	471TC	472TC	477	477ST	493	811	881

## D2

### Male Metric 24° – Rigid Heavy Series – Straight

ISO 12151-2-S-S – CES



XXXXX-XX-XX		Hose I.D.				Thread	Tube	A	B	H
Part Number		DN	Inch	Size	mm	metric	O.D.	mm	mm	mm
46	48									
1D246-6-4	1D248-6-4	6	1/4	-4	6.3	M14x1.5	6	48	24	14
1D246-8-4	1D248-8-4	6	1/4	-4	6.3	M16x1.5	8	48	24	17
1D246-10-4	1D248-10-4	6	1/4	-4	6.3	M18x1.5	10	50	26	19
1D246-12-4	1D248-12-4	6	1/4	-4	6.3	M20x1.5	12	48	26	22
1D246-8-5	1D248-8-5	8	5/16	-5	7.9	M16x1.5	8	48	24	17
1D246-10-5	1D248-10-5	8	5/16	-5	7.9	M18x1.5	10	50	26	19
1D246-12-5	1D248-12-5	8	5/16	-5	7.9	M20x1.5	12	50	26	22
1D246-14-5	1D248-14-5	8	5/16	-5	7.9	M22x1.5	14	51	28	22
1D246-10-6	1D248-10-6	10	3/8	-6	9.5	M18x1.5	10	50	27	19
1D246-12-6	1D248-12-6	10	3/8	-6	9.5	M20x1.5	12	49	26	22
1D246-14-6	1D248-14-6	10	3/8	-6	9.5	M22x1.5	14	51	28	22
1D246-12-8	1D248-12-8	12	1/2	-8	12.7	M20x1.5	12	49	26	22
1D246-16-8	1D248-16-8	12	1/2	-8	12.7	M24x1.5	16	52	29	24
1D246-16-10	1D248-16-10	16	5/8	-10	15.9	M24x1.5	16	58	30	24
1D246-20-10	1D248-20-10	16	5/8	-10	15.9	M30x2	20	58	32	30
1D246-20-12	1D248-20-12	20	3/4	-12	19.1	M30x2	20	61	35	30
1D246-25-12	1D248-25-12	20	3/4	-12	19.1	M36x2	25	64	38	36
1D246-25-16	1D248-25-16	25	1	-16	25.4	M36x2	25	68	39	36
1D246-30-16	1D248-30-16	25	1	-16	25.4	M42x2	30	71	42	46
1D246-38-20		32	1-1/4	-20	31.8	M52x2	38	84	46	55
	1D248-38-20	32	1-1/4	-20	31.8	M52x2	38	91	44	55

Approved **fitting series** for hose types:

Also available in stainless steel. Details can be found in CAT 4400.1/UK


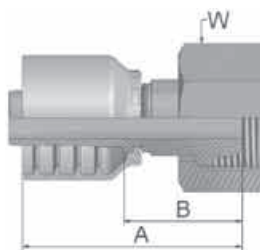
**46** or **48** 441 441RH 461LT 462 462ST

**46** 463 492 492ST 692 692TWIN

**48** 301SN 301TC 302 304 351TC 421RH 421SN 421WC 422 426 436 451 451TC 471TC 472TC 477 477ST 493 811 881

## C6 Female Metric – Swivel Heavy Series – Straight (Ball Nose)

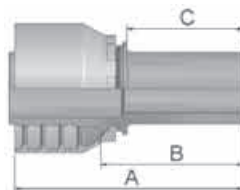
DKS



XXXXX-XX-XX Part Number		Hose I.D.				Thread metric	Tube O.D. mm	A mm	B mm	W mm
46	48	DN	Inch	Size	mm					
1C646-8-4	1C648-8-4	6	1/4	-4	6.3	M16x1.5	8	46	23	19
1C646-10-4	1C648-10-4	6	1/4	-4	6.3	M18x1.5	10	46	22	22
1C646-12-5	1C648-12-5	8	5/16	-5	7.9	M20x1.5	12	49	25	24
1C646-12-6	1C648-12-6	10	3/8	-6	9.5	M20x1.5	12	48	25	24
1C646-14-6	1C648-14-6	10	3/8	-6	9.5	M22x1.5	14	47	24	27
1C646-16-8	1C648-16-8	12	1/2	-8	12.7	M24x1.5	16	51	28	30

## 3D Metric Standpipe – Rigid Heavy Series – Straight

ISO 8434-1 – BES







XXXXX-XX-XX Part Number		Hose I.D.				Tube O.D. mm	A mm	B mm	C mm
46	48	DN	Inch	Size	mm				
13D46-6-4	13D48-6-4	6	1/4	-4	6.3	6	56	32	24
13D46-8-4	13D48-8-4	6	1/4	-4	6.3	8	56	32	24
13D46-10-4	13D48-10-4	6	1/4	-4	6.3	10	58	34	26
13D46-12-5	13D48-12-5	8	5/16	-5	7.9	12	57	34	26
13D46-10-6	13D48-10-6	10	3/8	-6	9.5	10	57	34	26
13D46-12-6	13D48-12-6	10	3/8	-6	9.5	12	56	34	26
13D46-14-6	13D48-14-6	10	3/8	-6	9.5	14	59	37	29
13D46-16-8	13D48-16-8	12	1/2	-8	12.7	16	61	38	30
13D46-20-10	13D48-20-10	16	5/8	-10	15.9	20	69	44	36
13D46-20-12	13D48-20-12	20	3/4	-12	19.1	20	70	44	36
13D46-25-12	13D48-25-12	20	3/4	-12	19.1	25	74	48	40

Not recommended for new construction. Instead use C9. Should be assembled with cutting ring and nut.

Approved **fitting series** for hose types:

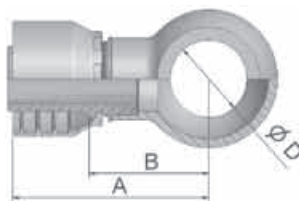
Also available in stainless steel. Details can be found in CAT 4400.1/UK

 46	or	 48	441	441RH	461LT	462	462ST												
 46	463 492 492ST 692 692TWIN																		
 48	301SN 301TC 302 304 351TC 421RH 421SN 421WC 422 426 436 451 451TC 471TC 472TC 477 477ST 493 811 881																		

# 49

## Metric Banjo Straight

DIN 7642







XXXXX-XX-XX		Hose I.D.				A	B	D
Part Number		DN	Inch	Size	mm	mm	mm	mm
46	48							
14946-10-4	14948-10-4	6	1/4	-4	6.3	47	24	10
14946-12-4	14948-12-4	6	1/4	-4	6.3	50	26	12
14946-14-4	14948-14-4	6	1/4	-4	6.3	51	28	14
14946-14-5	14948-14-5	8	5/16	-5	7.9	51	28	14
14946-16-5	14948-16-5	8	5/16	-5	7.9	53	30	16
14946-16-6	14948-16-6	10	3/8	-6	9.5	53	30	16
14946-17-6	14948-17-6	10	3/8	-6	9.5	53	30	17
14946-18-6	14948-18-6	10	3/8	-6	9.5	55	32	18
14946-22-6	14948-22-6	10	3/8	-6	9.5	58	35	22
14946-18-8	14948-18-8	12	1/2	-8	12.7	56	32	18
14946-22-8	14948-22-8	12	1/2	-8	12.7	59	35	22
14946-22-10	14948-22-10	16	5/8	-10	15.9	60	35	22
14946-26-12	14948-26-12	20	3/4	-12	19.1	66	40	26
14946-27-12	14948-27-12	20	3/4	-12	19.1	66	40	27

To select corresponding screw and seals see section Eb.

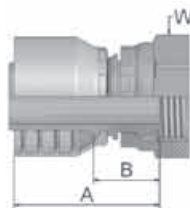
Approved **fitting series** for hose types:

Also available in stainless steel. Details can be found in CAT 4400.1/UK

 <b>46</b>	or	 <b>48</b>	441	441RH	461LT	462	462ST													
 <b>46</b>	463	492	492ST	692	692TWIN															
 <b>48</b>	301SN	301TC	302	304	351TC	421RH	421SN	421WC	422	426	436	451	451TC	471TC	472TC	477	477ST	493	811	881

## 92 Female BSP Parallel Pipe Swivel – Straight (60° Cone)

BS5200-A – DKR



XXXXX-XX-XX Part Number		Hose I.D.				Thread BSP	A mm	B mm	W mm
46	48	DN	Inch	Size	mm				
19246-2-4	19248-2-4	6	1/4	-4	6.3	1/8x28	41	17	14
19246-4-4	19248-4-4	6	1/4	-4	6.3	1/4x19	46	19	19
19246-6-4	19248-6-4	6	1/4	-4	6.3	3/8x19	44	20	22
19246-8-4	19248-8-4	6	1/4	-4	6.3	1/2x14	49	25	27
19246-4-5	19248-4-5	8	5/16	-5	7.9	1/4x19	43	19	19
19246-6-5	19248-6-5	8	5/16	-5	7.9	3/8x19	44	20	22
19246-4-6	19248-4-6	10	3/8	-6	9.5	1/4x19	43	20	19
19246-6-6	19248-6-6	10	3/8	-6	9.5	3/8x19	43	20	22
19246-8-6	19248-8-6	10	3/8	-6	9.5	1/2x14	45	22	27
19246-6-8	19248-6-8	12	1/2	-8	12.7	3/8x19	45	21	22
19246-8-8	19248-8-8	12	1/2	-8	12.7	1/2x14	45	22	27
19246-10-8	19248-10-8	12	1/2	-8	12.7	5/8x14	44	21	30
19246-12-8	19248-12-8	12	1/2	-8	12.7	3/4x14	47	23	32
19246-8-10	19248-8-10	16	5/8	-10	15.9	1/2x14	48	22	27
19246-10-10	19248-10-10	16	5/8	-10	15.9	5/8x14	46	20	30
19246-12-10	19248-12-10	16	5/8	-10	15.9	3/4x14	47	22	32
19246-8-12	19248-8-12	20	3/4	-12	19.1	1/2x14	49	23	27
19246-10-12	19248-10-12	20	3/4	-12	19.1	5/8x14	48	22	30
19246-12-12	19248-12-12	20	3/4	-12	19.1	3/4x14	49	23	32
19246-16-12	19248-16-12	20	3/4	-12	19.1	1x11	51	25	41
19246-16-16	19248-16-16	25	1	-16	25.4	1x11	55	25	41
19246-20-16	19248-20-16	25	1	-16	25.4	1-1/4x11	63	31	50
19246-20-20		32	1-1/4	-20	31.8	1-1/4x11	68	31	50
	19248-20-20	32	1-1/4	-20	31.8	1-1/4x11	79	32	50
	19248-24-24	40	1-1/2	-24	38.1	1-1/2x11	71	33	60
	19248-32-32	50	2	-32	50.8	2x11	84	35	70

Approved **fitting series** for hose types:

Also available in stainless steel. Details can be found in CAT 4400.1/UK

46	or	48	441	441RH	461LT	462	462ST
----	----	----	-----	-------	-------	-----	-------

46	463	492	492ST	692	692TWIN
----	-----	-----	-------	-----	---------


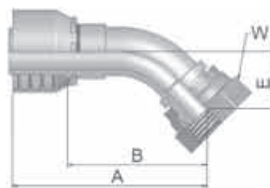
48	301SN	301TC	302	304	351TC	421RH	421SN	421WC	422	426	436	451	451TC	471TC	472TC	477	477ST	493	811	881
----	-------	-------	-----	-----	-------	-------	-------	-------	-----	-----	-----	-----	-------	-------	-------	-----	-------	-----	-----	-----



# B1

## Female BSP Parallel Pipe Swivel 45° Elbow (60° Cone)





BS 5200-D – DKR 45°



XXXXX-XX-XX		Hose I.D.				Thread	A	B	E	W
Part Number						BSP	mm	mm	mm	mm
46	48	DN	Inch	Size	mm					
1B146-4-4	1B148-4-4	6	1/4	-4	6.3	1/4x19	59	35	16	19
1B146-6-4	1B148-6-4	6	1/4	-4	6.3	3/8x19	59	35	14	22
1B146-6-5	1B148-6-5	8	5/16	-5	7.9	3/8x19	60	36	15	22
1B146-6-6	1B148-6-6	10	3/8	-6	9.5	3/8x19	69	46	17	22
1B146-8-6	1B148-8-6	10	3/8	-6	9.5	1/2x14	63	40	17	27
1B146-6-8	1B148-6-8	12	1/2	-8	12.7	3/8x19	72	49	21	22
1B146-8-8	1B148-8-8	12	1/2	-8	12.7	1/2x14	72	48	20	27
1B146-10-8	1B148-10-8	12	1/2	-8	12.7	5/8x14	69	46	19	30
1B146-10-10	1B148-10-10	16	5/8	-10	15.9	5/8x14	77	52	22	30
1B146-12-10	1B148-12-10	16	5/8	-10	15.9	3/4x14	75	49	21	32
1B146-12-12	1B148-12-12	20	3/4	-12	19.1	3/4x14	87	61	25	32
1B146-16-12	1B148-16-12	20	3/4	-12	19.1	1x11	88	62	26	41
1B146-16-16	1B148-16-16	25	1	-16	25.4	1x11	106	76	31	41
1B146-20-20		32	1-1/4	-20	31.8	1-1/4x11	133	95	35	50
	1B148-20-20	32	1-1/4	-20	31.8	1-1/4x11	139	91	35	50
	1B148-24-24	40	1-1/2	-24	38.1	1-1/2x11	160	122	52	55
	1B148-32-32	50	2	-32	50.8	2x11	210	161	66	70


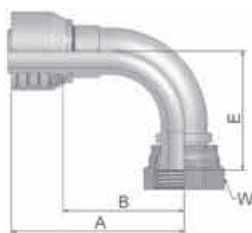
Approved **fitting series** for hose types:

Also available in stainless steel. Details can be found in CAT 4400.1/UK

 46	or	 48	441	441RH	461LT	462	462ST												
 46	463 492 492ST 692 692TWIN																		
 48	301SN 301TC 302 304 351TC 421RH 421SN 421WC 422 426 436 451 451TC 471TC 472TC 477 477ST 493 811 881																		

## B2 Female BSP Parallel Pipe Swivel 90° Elbow (60° Cone)





BS 5200-B – DKR 90°



XXXXX-XX-XX Part Number		Hose I.D.				Thread BSP	A mm	B mm	E mm	W mm
46	48	DN	Inch	Size	mm					
1B246-2-4	1B248-2-4	6	1/4	-4	6.3	1/8x28	50	26	30	14
1B246-4-4	1B248-4-4	6	1/4	-4	6.3	1/4x19	50	26	28	19
1B246-6-4	1B248-6-4	6	1/4	-4	6.3	3/8x19	51	27	27	22
1B246-8-4	1B248-8-4	6	1/4	-4	6.3	1/2x14	51	27	29	27
1B246-6-5	1B248-6-5	8	5/16	-5	7.9	3/8x19	52	28	28	22
1B246-6-6	1B248-6-6	10	3/8	-6	9.5	3/8x19	61	38	33	22
1B246-8-6	1B248-8-6	10	3/8	-6	9.5	1/2x14	60	38	36	27
1B246-6-8	1B248-6-8	12	1/2	-8	12.7	3/8x19	63	40	41	22
1B246-8-8	1B248-8-8	12	1/2	-8	12.7	1/2x14	63	40	41	27
1B246-10-8	1B248-10-8	12	1/2	-8	12.7	5/8x14	67	43	39	30
1B246-10-10	1B248-10-10	16	5/8	-10	15.9	5/8x14	70	45	44	30
1B246-12-10	1B248-12-10	16	5/8	-10	15.9	3/4x14	70	45	42	32
1B246-12-12	1B248-12-12	20	3/4	-12	19.1	3/4x14	80	54	53	32
1B246-16-12	1B248-16-12	20	3/4	-12	19.1	1x11	80	54	54	41
1B246-16-16	1B248-16-16	25	1	-16	25.4	1x11	104	75	69	41
1B246-20-20		32	1-1/4	-20	31.8	1-1/4x11	124	86	76	50
	1B248-20-20	32	1-1/4	-20	31.8	1-1/4x11	130	82	76	50
	1B248-24-24	40	1-1/2	-24	38.1	1-1/2x11	140	102	103	55
	1B248-32-32	50	2	-32	50.8	2x11	185	137	134	70

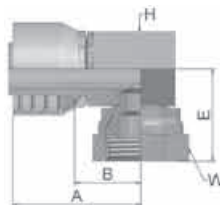
Approved **fitting series** for hose types:

Also available in stainless steel. Details can be found in CAT 4400.1/UK

 46	or	 48	441	441RH	461LT	462	462ST												
 46	463 492 492ST 692 692TWIN																		
 48	301SN 301TC 302 304 351TC 421RH 421SN 421WC 422 426 436 451 451TC 471TC 472TC 477 477ST 493 811 881																		

## B4 Female BSP Parallel Pipe Swivel – 90° Elbow Block Type (60° Cone)

BS 5200-E – DKR 90°


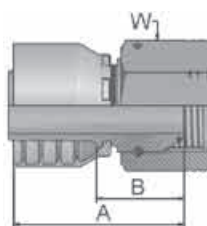


XXXXX-XX-XX Part Number		Hose I.D.				Thread BSP	A mm	B mm	E mm	H mm	W mm
46	48	DN	Inch	Size	mm						
1B446-4-4	1B448-4-4	6	1/4	-4	6.3	1/4x19	58	34	22	17	19
1B446-6-4	1B448-6-4	6	1/4	-4	6.3	3/8x19	43	20	22	17	22
1B446-6-6	1B448-6-6	10	3/8	-6	9.5	3/8x19	68	45	23	19	22
1B446-8-6	1B448-8-6	10	3/8	-6	9.5	1/2x14	67	44	27	22	27
1B446-8-8	1B448-8-8	12	1/2	-8	12.7	1/2x14	67	44	27	22	27
1B446-10-10	1B448-10-10	16	5/8	-10	15.9	5/8x14	70	45	27	27	30
1B446-12-12	1B448-12-12	20	3/4	-12	19.1	3/4x14	72	47	33	32	32
1B446-16-16	1B448-16-16	25	1	-16	25.4	1x11	82	52	45	36	41

Short version available upon request (swaging on universal crimpers only)

## EA BSP Swivel Female with O-Ring (60° Cone)

BS 5200 – ISO 12151-6 – DKOR







XXXXX-XX-XX Part Number		Hose I.D.				Thread BSP	A mm	B mm	W mm
46	48	DN	Inch	Size	mm				
1EA46-4-4	1EA48-4-4	6	1/4	-4	6.3	1/4x19	45	21	19
1EA46-6-4	1EA48-6-4	6	1/4	-4	6.3	3/8x19	49	26	22
1EA46-6-6	1EA48-6-6	10	3/8	-6	9.5	3/8x19	48	26	22
1EA46-8-6	1EA48-8-6	10	3/8	-6	9.5	1/2x14	51	28	27
1EA46-8-8	1EA48-8-8	12	1/2	-8	12.7	1/2x14	52	28	27
1EA46-10-10	1EA48-10-10	16	5/8	-10	15.9	5/8x14	47	21	30
1EA46-12-10	1EA48-12-10	16	5/8	-10	15.9	3/4x14	54	29	32
1EA46-12-12	1EA48-12-12	20	3/4	-12	19.1	3/4x14	50	24	32
1EA46-16-12	1EA48-16-12	20	3/4	-12	19.1	1x11	61	35	41
1EA46-16-16	1EA48-16-16	25	1	-16	25.4	1x11	62	32	41
	1EA48-20-20	32	1-1/4	-20	31.8	1-1/4x11	78	31	50

Hose fittings are delivered with ozone resistant Nitrile (NBR) O-ring as a standard version. Working temperature from -30 °C up to +105 °C.  
Hose fittings with special O-rings (Viton or EPDM) available on request. For O-ring dimensions and part-numbers see Section Eb.


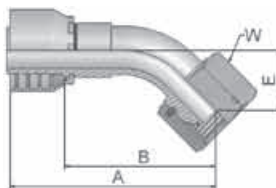
Approved **fitting series** for hose types:

Also available in stainless steel. Details can be found in CAT 4400.1/UK

 46	or	 48	441	441RH	461LT	462	462ST																					
 46	463																			492	492ST	692	692TWIN					
 48	301SN		301TC	302	304	351TC	421RH	421SN	421WC	422	426	436	451	451TC	471TC	472TC	477	477ST	493	811	881							

## EB BSP Swivel Female with O-Ring 45° Elbow (60° Cone)

BS 5200 – ISO 12151-6 – DKOR 45°


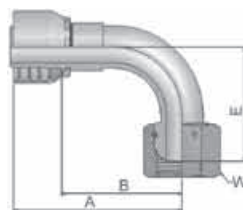


XXXXX-XX-XX Part Number		Hose I.D.				Thread BSP	A mm	B mm	E mm	W mm
46	48	DN	Inch	Size	mm					
1EB46-4-4	1EB48-4-4	6	1/4	-4	6.3	1/4x19	59	35	16	19
1EB46-6-6	1EB48-6-6	10	3/8	-6	9.5	3/8x19	69	46	17	22
1EB46-8-8	1EB48-8-8	12	1/2	-8	12.7	1/2x14	72	48	20	27
1EB46-12-10	1EB48-12-10	16	5/8	-10	15.9	3/4x14	78	52	21	32
1EB46-12-12	1EB48-12-12	20	3/4	-12	19.1	3/4x14	89	63	27	32
1EB46-16-16	1EB48-16-16	25	1	-16	25.4	1x11	113	83	33	41

Hose fittings are delivered with ozone resistant Nitrile (NBR) O-ring as a standard version. Working temperature from -30 °C up to +105 °C.  
Hose fittings with special O-rings (Viton or EPDM) available on request. For O-ring dimensions and part-numbers see Section Eb.

## EC BSP Swivel Female with O-Ring 90° Elbow (60° Cone)

BS 5200 – ISO 12151-6 – DKOR 90°







XXXXX-XX-XX Part Number		Hose I.D.				Thread BSP	A mm	B mm	E mm	W mm
46	48	DN	Inch	Size	mm					
1EC46-4-4	1EC48-4-4	6	1/4	-4	6.3	1/4x19	50	26	28	19
1EC46-6-6	1EC48-6-6	10	3/8	-6	9.5	3/8x19	61	38	33	22
1EC46-8-6	1EC48-8-6	10	3/8	-6	9.5	1/2x14	60	38	36	27
1EC46-8-8	1EC48-8-8	12	1/2	-8	12.7	1/2x14	63	40	40	27
1EC46-10-8	1EC48-10-8	12	1/2	-8	12.7	5/8x14	63	40	39	30
1EC46-10-10	1EC48-10-10	16	5/8	-10	15.9	5/8x14	70	45	44	30
1EC46-12-10	1EC48-12-10	16	5/8	-10	15.9	5/8x14	70	45	42	32
1EC46-12-12	1EC48-12-12	20	3/4	-12	19.1	3/4x14	80	54	55	32
1EC46-16-12	1EC48-16-12	20	3/4	-12	19.1	1x11	80	54	59	41
1EC46-16-16	1EC48-16-16	25	1	-16	25.4	1x11	105	75	71	41
	1EC48-20-20	32	1-1/4	-20	31.8	1-1/4x11	129	82	75	50

Hose fittings are delivered with ozone resistant Nitrile (NBR) O-ring as a standard version. Working temperature from -30 °C up to +105 °C.  
Hose fittings with special O-rings (Viton or EPDM) available on request. For O-ring dimensions and part-numbers see Section Eb.

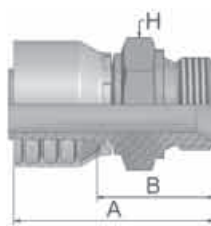
Approved **fitting series** for hose types:

Also available in stainless steel. Details can be found in CAT 4400.1/UK

 46	or	 48	441	441RH	461LT	462	462ST												
 46	463 492 492ST 692 692TWIN																		
 48	301SN 301TC 302 304 351TC 421RH 421SN 421WC 422 426 436 451 451TC 471TC 472TC 477 477ST 493 811 881																		

## D9 Male BSP Parallel Pipe Rigid – Straight (60° Cone)

BS5200 – AGR



XXXXX-XX-XX Part Number		Hose I.D.				Thread BSP	A mm	B mm	H mm
46	48	DN	Inch	Size	mm				
1D946-2-4	1D948-2-4	6	1/4	-4	6.3	1/8x28	46	22	14
1D946-4-4	1D948-4-4	6	1/4	-4	6.3	1/4x19	51	27	19
1D946-6-4	1D948-6-4	6	1/4	-4	6.3	3/8x19	53	31	22
1D946-8-4	1D948-8-4	6	1/4	-4	6.3	1/2x14	54	52	27
1D946-4-5	1D948-4-5	8	5/16	-5	7.9	1/4x19	50	27	19
1D946-6-5	1D948-6-5	8	5/16	-5	7.9	3/8x19	55	31	22
1D946-4-6	1D948-4-6	10	3/8	-6	9.5	1/4x19	50	27	19
1D946-6-6	1D948-6-6	10	3/8	-6	9.5	3/8x19	54	31	22
1D946-8-6	1D948-8-6	10	3/8	-6	9.5	1/2x14	56	33	27
1D946-6-8	1D948-6-8	12	1/2	-8	12.7	3/8x19	54	30	22
1D946-8-8	1D948-8-8	12	1/2	-8	12.7	1/2x14	57	33	27
1D946-10-8	1D948-10-8	12	1/2	-8	12.7	5/8x14	59	35	30
1D946-12-8	1D948-12-8	12	1/2	-8	12.7	3/4x14	60	36	32
1D946-8-10	1D948-8-10	16	5/8	-10	15.9	1/2x14	59	33	27
1D946-10-10	1D948-10-10	16	5/8	-10	15.9	5/8x14	61	36	30
1D946-12-10	1D948-12-10	16	5/8	-10	15.9	3/4x14	62	37	32
1D946-12-12	1D948-12-12	20	3/4	-12	19.1	3/4x14	62	36	32
1D946-16-12	1D948-16-12	20	3/4	-12	19.1	1x11	68	42	41
1D946-16-16	1D948-16-16	25	1	-16	25.4	1x11	72	42	41
1D946-20-16	1D948-20-16	25	1	-16	25.4	1-1/4x11	75	46	50
1D946-20-20		32	1-1/4	-20	31.8	1-1/4x11	85	47	50
	1D948-20-20	32	1-1/4	-20	31.8	1-1/4x11	92	45	50
	1D948-24-24	40	1-1/2	-24	38.1	1-1/2x11	87	49	60
	1D948-32-32	50	2	-32	50.8	2	102	54	70

Approved **fitting series** for hose types:

Also available in stainless steel. Details can be found in CAT 4400.1/UK

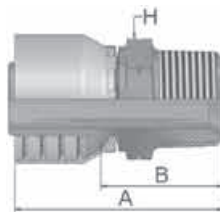
**46** or **48** 441 441RH 461LT 462 462ST

**46** 463 492 492ST 692 692TWIN

**48** 301SN 301TC 302 304 351TC 421RH 421SN 421WC 422 426 436 451 451TC 471TC 472TC 477 477ST 493 811 881

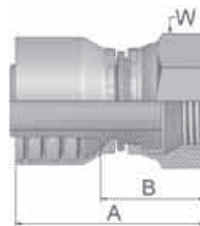
## 91 Male BSP Taper Pipe – Rigid Straight

BS5200 – AGR-K



XXXXX-XX-XX Part Number		Hose I.D.				Thread BSP	A mm	B mm	H mm
46	48	DN	Inch	Size	mm				
19146-4-4	19148-4-4	6	1/4	-4	6.3	1/4x19	49	26	14
19146-6-4	19148-6-4	6	1/4	-4	6.3	3/8x19	51	28	17
19146-4-5	19148-4-5	8	5/16	-5	7.9	1/4x19	49	25	14
19146-6-5	19148-6-5	8	5/16	-5	7.9	3/8x19	48	24	19
19146-4-6	19148-4-6	10	3/8	-6	9.5	1/4x19	47	24	14
19146-6-6	19148-6-6	10	3/8	-6	9.5	3/8x19	52	27	19
19146-8-6	19148-8-6	10	3/8	-6	9.5	1/2x14	57	34	22
19146-6-8	19148-6-8	12	1/2	-8	12.7	3/8x19	48	25	17
19146-8-8	19148-8-8	12	1/2	-8	12.7	1/2x14	57	33	22
19146-12-10	19148-12-10	16	5/8	-10	15.9	3/4x14	63	38	27
19146-12-12	19148-12-12	20	3/4	-12	19.1	3/4x14	63	37	30
19146-16-16	19148-16-16	25	1	-16	25.4	1x11	72	42	36





## B5 Female BSP Parallel Pipe Swivel Straight (Flat Seat)



XXXXX-XX-XX Part Number		Hose I.D.				Thread BSP	A mm	B mm	W mm
46	48	DN	Inch	Size	mm				
1B546-4-4	1B548-4-4	6	1/4	-4	6.3	1/4x19	41	17	19
1B546-4-5	1B548-4-5	8	5/16	-5	7.9	1/4x19	41	17	19
1B546-6-5	1B548-6-5	8	5/16	-5	7.9	3/8x19	38	14	22
1B546-8-5	1B548-8-5	8	5/16	-5	7.9	1/2x14	44	21	27
1B546-6-6	1B548-6-6	10	3/8	-6	9.5	3/8x19	37	14	22
1B546-8-6	1B548-8-6	10	3/8	-6	9.5	1/2x14	43	20	27
1B546-8-8	1B548-8-8	12	1/2	-8	12.7	1/2x14	43	19	27
1B546-12-8	1B548-12-8	12	1/2	-8	12.7	3/4x14	43	19	32
1B546-12-10	1B548-12-10	16	5/8	-10	15.9	3/4x14	43	18	32
1B546-12-12	1B548-12-12	20	3/4	-12	19.1	3/4x14	44	18	32
1B546-16-16	1B548-16-16	25	1	-16	25.4	1x11	51	22	41

Approved **fitting series** for hose types:

Also available in stainless steel. Details can be found in CAT 4400.1/UK

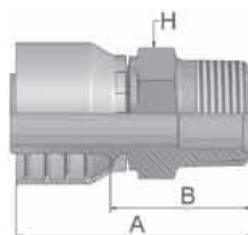
	46	or		48	441	441RH	461LT	462	462ST												
	46	463	492	492ST	692	692TWIN															
	48	301SN	301TC	302	304	351TC	421RH	421SN	421WC	422	426	436	451	451TC	471TC	472TC	477	477ST	493	811	881



# 01

## Male NPTF Pipe Rigid – Straight

SAE J476A / J516 – AGN



XXXXX-XX-XX Part Number		Hose I.D.				Thread NPTF	A mm	B mm	H mm
46	48	DN	Inch	Size	mm				
10146-2-4	10148-2-4	6	1/4	-4	6.3	1/8x27	48	24	12
10146-4-4	10148-4-4	6	1/4	-4	6.3	1/4x18	53	29	14
10146-6-4	10148-6-4	6	1/4	-4	6.3	3/8x18	55	31	19
10146-4-5	10148-4-5	8	5/16	-5	7.9	1/4x18	53	29	14
10146-6-5	10148-6-5	8	5/16	-5	7.9	3/8x18	55	31	19
10146-4-6	10148-4-6	10	3/8	-6	9.5	1/4x18	52	29	14
10146-6-6	10148-6-6	10	3/8	-6	9.5	3/8x18	54	31	19
10146-8-6	10148-8-6	10	3/8	-6	9.5	1/2x14	55	32	22
10146-6-8	10148-6-8	12	1/2	-8	12.7	3/8x18	55	32	19
10146-8-8	10148-8-8	12	1/2	-8	12.7	1/2x14	61	38	22
10146-8-10	10148-8-10	16	5/8	-10	15.9	1/2x14	63	38	22
10146-12-10	10148-12-10	16	5/8	-10	15.9	3/4x14	59	34	27
10146-12-12	10148-12-12	20	3/4	-12	19.1	3/4x14	60	34	27
10146-16-16	10148-16-16	25	1	-16	25.4	1x11-1/2	75	45	36
10146-20-20		32	1-1/4	-20	31.8	1-1/4x11-1/2	86	48	46
	10148-20-20	32	1-1/4	-20	31.8	1-1/4x11-1/2	104	57	46
	10148-24-24	40	1-1/2	-24	38.1	1-1/2x11-1/2	89	51	50
	10148-32-32	50	2	-32	50.8	2x11-1/2	104	55	65

Approved **fitting series** for hose types:

Also available in stainless steel. Details can be found in CAT 4400.1/UK


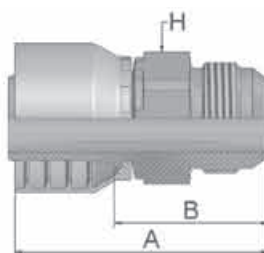
**46** or **48** 441 441RH 461LT 462 462ST

**46** 463 492 492ST 692 692TWIN

**48** 301SN 301TC 302 304 351TC 421RH 421SN 421WC 422 426 436 451 451TC 471TC 472TC 477 477ST 493 811 881

# 03 Male JIC 37° – Rigid Straight





ISO12151-5-S – AGJ



XXXXX-XX-XX Part Number		Hose I.D.				Thread UNF	A mm	B mm	H mm
46	48	DN	Inch	Size	mm				
10346-4-4	10348-4-4	6	1/4	-4	6.3	7/16x20	52	29	14
10346-5-4	10348-5-4	6	1/4	-4	6.3	1/2x20	52	29	14
10346-6-4	10348-6-4	6	1/4	-4	6.3	9/16x18	55	31	19
10346-5-5	10348-5-5	8	5/16	-5	7.9	1/2x20	50	26	14
10346-6-5	10348-6-5	8	5/16	-5	7.9	9/16x18	55	31	19
10346-8-5	10348-8-5	8	5/16	-5	7.9	3/4x16	57	33	19
10346-4-6	10348-4-6	10	3/8	-6	9.5	7/16x20	54	31	19
10346-5-6	10348-5-6	10	3/8	-6	9.5	1/2x20	53	30	19
10346-6-6	10348-6-6	10	3/8	-6	9.5	9/16x18	56	31	19
10346-8-6	10348-8-6	10	3/8	-6	9.5	3/4x16	53	30	22
10346-10-6	10348-10-6	10	3/8	-6	9.5	7/8x14	56	33	24
10346-8-8	10348-8-8	12	1/2	-8	12.7	3/4x16	57	34	22
10346-10-8	10348-10-8	12	1/2	-8	12.7	7/8x14	56	32	24
10346-12-8	10348-12-8	12	1/2	-8	12.7	1-1/16x12	62	38	27
10346-10-10	10348-10-10	16	5/8	-10	15.9	7/8x14	63	38	24
10346-12-10	10348-12-10	16	5/8	-10	15.9	1-1/16x12	64	39	27
10346-12-12	10348-12-12	20	3/4	-12	19.1	1-1/16x12	68	42	27
10346-14-12	10348-14-12	20	3/4	-12	19.1	1-3/16x12	68	42	30
10346-16-12	10348-16-12	20	3/4	-12	19.1	1-5/16x12	64	38	36
10346-16-16	10348-16-16	25	1	-16	25.4	1-5/16x12	76	46	36
10346-20-16	10348-20-16	25	1	-16	25.4	1-5/8x12	73	43	46
10346-20-20		32	1-1/4	-20	31.8	1-5/8x12	86	48	46
	10348-20-20	32	1-1/4	-20	31.8	1-5/8x12	101	53	46
	10348-24-24	40	1-1/2	-24	38.1	1-7/8x12	85	47	50
	10348-32-32	50	2	-32	50.8	2-1/2x12	109	61	65

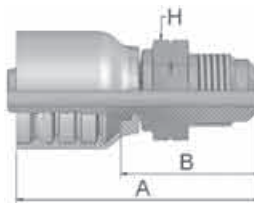
Approved **fitting series** for hose types:

Also available in stainless steel. Details can be found in CAT 4400.1/UK

 46	or	 48	441	441RH	461LT	462	462ST												
 46	463 492 492ST 692 692TWIN																		
 48	301SN 301TC 302 304 351TC 421RH 421SN 421WC 422 426 436 451 451TC 471TC 472TC 477 477ST 493 811 881																		

## 04 Male SAE 45° – Rigid Straight

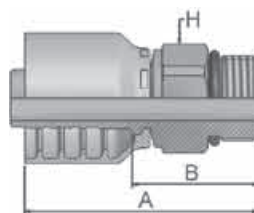
SAE J516



XXXXX-XX-XX Part Number		Hose I.D.				Thread UNF	A mm	B mm	H mm
46	48	DN	Inch	Size	mm				
10446-6-6	10448-6-6	10	3/8	-6	9.5	5/8x18	54	31	19

## 05 Male SAE Straight Thread with O-Ring – Rigid Straight

ISO 11926 – SAE J516







XXXXX-XX-XX Part Number		Hose I.D.				Thread UNF	A mm	B mm	H mm
46	48	DN	Inch	Size	mm				
10546-8-6	10548-8-6	10	3/8	-6	9.5	3/4x16	48	25	22
10546-8-8	10548-8-8	12	1/2	-8	12.7	3/4x16	52	28	22
10546-10-8	10548-10-8	12	1/2	-8	12.7	7/8x14	49	26	27

To select corresponding O-ring see Section Eb.

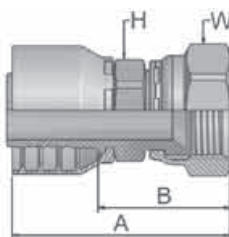
Approved **fitting series** for hose types:

Also available in stainless steel. Details can be found in CAT 4400.1/UK

 46	or	 48	441	441RH	461LT	462	462ST													
 46	463	492	492ST	692	692TWIN															
 48	301SN	301TC	302	304	351TC	421RH	421SN	421WC	422	426	436	451	451TC	471TC	472TC	477	477ST	493	811	881

**06/68 Female – JIC 37°  
SAE 45° Dual Flare  
Swivel – Straight**



ISO12151-5-SWS – DKJ




XXXXX-XX-XX Part Number		Hose I.D.				Thread UNF	A mm	B mm	H mm	W mm
46	48	DN	Inch	Size	mm					
10646-6-4	10648-6-4	6	1/4	-4	6.3	9/16x18	55	31	14	17
16846-4-4	16848-4-4	6	1/4	-4	6.3	7/16x20	52	29	14	17
16846-5-4	16848-5-4	6	1/4	-4	6.3	1/2x20	54	30	14	17
16846-5-4	16848-5-4	6	1/4	-4	6.3	1/2x20	53	30	14	19
10646-6-5	10648-6-5	8	5/16	-5	7.9	9/16x18	56	29	14	17
16846-5-5	16848-5-5	8	5/16	-5	7.9	1/2x20	54	30	14	17
16846-5-5	16848-5-5	8	5/16	-5	7.9	1/2x20	54	30	14	19
16846-8-5	16848-8-5	8	5/16	-5	7.9	3/4x16	57	34	17	22
16846-8-5	16848-8-5	8	5/16	-5	7.9	3/4x16	57	34	17	22
10646-6-6	10648-6-6	10	3/8	-6	9.5	9/16x18	52	30	14	17
16846-4-6	16848-4-6	10	3/8	-6	9.5	7/16x20	50	27	14	17
16846-5-6	16848-5-6	10	3/8	-6	9.5	1/2x20	52	29	14	17
16846-5-6	16848-5-6	10	3/8	-6	9.5	1/2x20	51	29	17	19
16846-8-6	16848-8-6	10	3/8	-6	9.5	3/4x16	56	34	17	22
16846-8-6	16848-8-6	10	3/8	-6	9.5	3/4x16	56	33	17	22
16846-10-6	16848-10-6	10	3/8	-6	9.5	7/8x14	59	36	22	27
10646-6-8	10648-6-8	12	1/2	-8	12.7	9/16x18	55	32	22	19
10646-12-8	10648-12-8	12	1/2	-8	12.7	1-1/16x12	62	38	22	22
16846-8-8	16848-8-8	12	1/2	-8	12.7	3/4x16	56	32	22	27
16846-10-8	16848-10-8	12	1/2	-8	12.7	7/8x14	62	38	27	32
10646-12-10	10648-12-10	16	5/8	-10	15.9	1-1/16x12	64	39	22	22
16846-8-10	16848-8-10	16	5/8	-10	15.9	3/4x16	57	32	22	27
16846-10-10	16848-10-10	16	5/8	-10	15.9	7/8x14	60	35	27	32
10646-12-12	10648-12-12	20	3/4	-12	19.1	1-1/16x12	67	41	24	22
10646-14-12	10648-14-12	20	3/4	-12	19.1	1-3/16x12	68	42	24	27
10646-16-12	10648-16-12	20	3/4	-12	19.1	1-5/16x12	71	45	27	32
16846-8-12	16848-8-12	20	3/4	-12	19.1	3/4x16	58	32	30	36
16846-10-12	16848-10-12	20	3/4	-12	19.1	7/8x14	61	35	32	41
10646-12-16	10648-12-16	25	1	-16	25.4	1-1/16x12	73	44	32	32
10646-16-16	10648-16-16	25	1	-16	25.4	1-5/16x12	76	46	32	41
10646-20-16	10648-20-16	25	1	-16	25.4	1-5/8x12	80	50	41	50
10646-16-20	10648-16-20	32	1-1/4	-20	31.8	1-5/16x12	87	49	41	41
		32	1-1/4	-20	31.8	1-5/16x12	97	50	46	41
10646-20-20	10648-20-20	32	1-1/4	-20	31.8	1-5/8x12	89	51	46	50
		32	1-1/4	-20	31.8	1-5/8x12	100	53	46	50
	10648-24-24	40	1-1/2	-24	38.1	1-7/8x12	98	60	55	60

Approved **fitting series** for hose types:

Also available in stainless steel. Details can be found in CAT 4400.1/UK

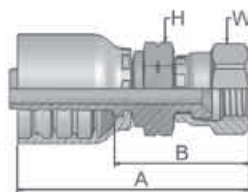
 or  441 441RH 461LT 462 462ST

 463 492 492ST 692 692TWIN

 301SN 301TC 302 304 351TC 421RH 421SN 421WC 422 426 436 451 451TC 471TC 472TC 477 477ST 493 811 881

## 08 Female SAE 45° – Swivel Straight


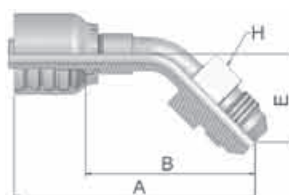
SAE J516



XXXXX-XX-XX Part Number		Hose I.D.				Thread UNF	A mm	B mm	H mm	W mm
46	48	DN	Inch	Size	mm					
10846-6-6	10848-6-6	10	3/8	-6	9.5	5/8x18	57	34	19	19

## 33 Male JIC 37° – Rigid 45° Elbow





ISO 12151-5 – AGJ 45°



XXXXX-XX-XX Part Number		Hose I.D.				Thread NPTF	A mm	B mm	E mm	H mm
46	48	DN	Inch	Size	mm					
13346-8-6	13348-8-6	10	3/8	-6	9.5	3/4x16	77	54	28	22


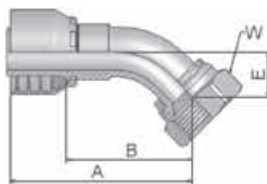
Approved **fitting series** for hose types:

Also available in stainless steel. Details can be found in CAT 4400.1/UK

 46	or	 48	441	441RH	461LT	462	462ST													
 46	463	492	492ST	692	692TWIN															
 48	301SN	301TC	302	304	351TC	421RH	421SN	421WC	422	426	436	451	451TC	471TC	472TC	477	477ST	493	811	881

# 37/3V Female JIC 37° SAE 45° – Dual Flare Swivel Female 45° Elbow





ISO 12151-5-SWE 45° – DKJ 45°



XXXXX-XX-XX Part Number		Hose I.D.				Thread UNF	A	B	E	W
46	48	DN	Inch	Size	mm		mm	mm	mm	mm
13746-6-4	13748-6-4	6	1/4	-4	6.3	9/16x18	55	31	11	19
13V46-4-4	13V48-4-4	6	1/4	-4	6.3	7/16x20	53	29	10	17
13V46-5-4	13V48-5-4	6	1/4	-4	6.3	1/2x20	57	33	9	17
13746-6-5	13748-6-5	8	5/16	-5	7.9	9/16x18	58	35	10	19
13V46-5-5	13V48-5-5	8	5/16	-5	7.9	1/2x20	53	29	10	17
13746-6-6	13748-6-6	10	3/8	-6	9.5	9/16x18	60	37	11	19
13V46-8-6	13V48-8-6	10	3/8	-6	9.5	3/4x16	67	44	15	22
13V46-10-6	13V48-10-6	10	3/8	-6	9.5	7/8-14	69	46	17	27
13V46-8-8	13V48-8-8	12	1/2	-8	12.7	3/4x16	61	37	15	22
13V46-10-8	13V48-10-8	12	1/2	-8	12.7	7/8x14	70	46	16	27
13746-12-10	13748-12-10	16	5/8	-10	15.9	1-1/16x12	74	49	21	32
13V46-10-10	13V48-10-10	16	5/8	-10	15.9	7/8x14	69	44	16	27
13746-12-12	13748-12-12	20	3/4	-12	19.1	1-1/16x12	83	58	22	32
13746-14-12	13748-14-12	20	3/4	-12	19.1	1-3/16x12	84	58	22	36
13746-16-12	13748-16-12	20	3/4	-12	19.1	1-5/16x12	84	58	24	41
13746-12-16	13748-12-16	25	1	-16	25.4	1-1/16x12	91	61	21	32
13746-16-16	13748-16-16	25	1	-16	25.4	1-5/16x12	99	70	24	41
13746-20-16	13748-20-16	25	1	-16	25.4	1-5/8x12	101	71	26	50
13746-20-20		32	1-1/4	-20	31.8	1-5/8x12	129	91	31	50
	13748-20-20	32	1-1/4	-20	31.8	1-5/8x12	134	87	30	50
	13748-24-24	40	1-1/2	-24	38.1	1-7/8x12	165	127	58	60

Approved **fitting series** for hose types:


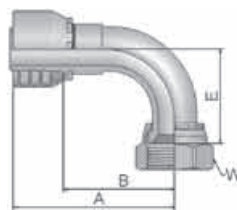
Also available in stainless steel. Details can be found in CAT 4400.1/UK



 46	or	 48	441	441RH	461LT	462	462ST																										
 46	463																			492	492ST	692	692TWIN										
 48	301SN		301TC	302	304	351TC	421RH	421SN	421WC	422	426	436	451	451TC	471TC	472TC	477	477ST	493	811	881												



# 39/3W Female JIC 37° SAE 45° – Dual Flare Swivel Female 90° Elbow

ISO 12151-5-SWES – DKJ 90°







XXXXX-XX-XX		Hose I.D.				Thread UNF	A mm	B mm	E mm	W mm
Part Number		DN	Inch	Size	mm					
 46										
13946-6-4	13948-6-4	6	1/4	-4	6.3	9/16x18	49	25	23	19
13W46-4-4	13W48-4-4	6	1/4	-4	6.3	7/16x20	48	24	21	17
13W46-5-4	13W48-5-4	6	1/4	-4	6.3	1/2x20	58	34	21	17
13946-6-5	13948-6-5	8	5/16	-5	7.9	9/16x18	51	28	23	19
13W46-5-5	13W48-5-5	8	5/16	-5	7.9	1/2x20	49	25	21	17
13946-6-6	13948-6-6	10	3/8	-6	9.5	9/16x18	51	28	23	19
13W46-4-6	13W48-4-6	10	3/8	-6	9.5	7/16x20	46	23	21	17
13W46-8-6	13W48-8-6	10	3/8	-6	9.5	3/4x16	59	36	29	22
13W46-10-6	13W48-10-6	10	3/8	-6	9.5	7/8x14	61	38	32	27
13946-6-8	13948-6-8	12	1/2	-8	12.7	9/16x18	54	30	23	19
13W46-8-8	13W48-8-8	12	1/2	-8	12.7	3/4x16	55	31	29	22
13W46-10-8	13W48-10-8	12	1/2	-8	12.7	7/8x14	63	39	32	27
13946-12-10	13948-12-10	16	5/8	-10	15.9	1-1/16x12	75	49	48	32
13W46-10-10	13W48-10-10	16	5/8	-10	15.9	7/8x14	64	39	33	27
13946-12-12	13948-12-12	20	3/4	-12	19.1	1-1/16x12	80	54	48	32
13946-14-12	13948-14-12	20	3/4	-12	19.1	1-3/16x12	80	54	51	36
13946-16-12	13948-16-12	20	3/4	-12	19.1	1-5/16x12	80	54	56	41
13946-12-16	13948-12-16	25	1	-16	25.4	1-1/16x12	88	58	48	32
13946-16-16	13948-16-16	25	1	-16	25.4	1-5/16x12	98	68	56	41
13946-20-16	13948-20-16	25	1	-16	25.4	1-5/8x12	98	68	62	50
13946-20-20		32	1-1/4	-20	31.8	1-5/8x12	124	86	70	50
	13948-20-20	32	1-1/4	-20	31.8	1-5/8x12	129	82	70	50
	13948-24-20°	32	1-1/4	-20	31.8	1-7/8x12	130	82	80	60
	13948-24-24	40	1-1/2	-24	38.1	1-7/8x12	140	102	84	60
	13948-32-32	50	2	-32	50.8	2-1/2x12	185	137	145	75

\*Assembly only with Parkrimp 2 machine

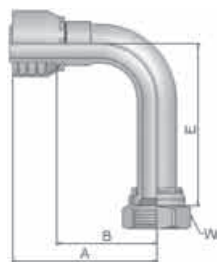
Approved **fitting series** for hose types:

Also available in stainless steel. Details can be found in CAT 4400.1/UK

 46	or		441	441RH	461LT	462	462ST													
 46	463	492	492ST	692	692TWIN															
 48	301SN	301TC	302	304	351TC	421RH	421SN	421WC	422	426	436	451	451TC	471TC	472TC	477	477ST	493	811	881

## 41/3Y Female JIC 37° / 45° Swivel Female 90° Elbow (Long)


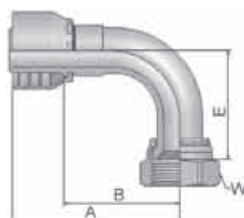
ISO 12151-5-SWEL – DKJ 90°L



XXXXX-XX-XX Part Number		Hose I.D.				Thread UNF	A mm	B mm	E mm	W mm
46	48	DN	Inch	Size	mm					
13Y46-4-4	13Y48-4-4	6	1/4	-4	6.3	7/16x20	61	37	46	17
14146-6-4	14148-6-4	6	1/4	-4	6.3	9/16x18	57	34	55	19
14146-6-6	14148-6-6	10	3/8	-6	9.5	9/16x18	57	34	54	19
13Y46-8-6	13Y48-8-6	10	3/8	-6	9.5	3/4x16	55	32	62	22
13Y46-8-8	13Y48-8-8	12	1/2	-8	12.7	3/4x16	59	36	64	22
14146-10-8	14148-10-8	12	1/2	-8	12.7	7/8x14	62	39	70	27
	14148-10-10	16	5/8	-10	15.9	7/8x14	64	39	66	27
13Y46-10-10	13Y48-10-10	16	5/8	-10	15.9	7/8x14	61	36	70	27
14146-12-12	14148-12-12	20	3/4	-12	19.1	1-1/16x12	80	54	96	32
	13Y48-12-12	20	3/4	-12	19.1	1-1/16x12	71	45	95	32
14146-16-16	14148-16-16	25	1	-16	25.4	1-5/16x12	98	68	110	41

## L9 Female JIC 37° – Swivel 90° Elbow – Medium Drop





ISO 12151-5-SWEM – DKJ 90° M



XXXXX-XX-XX Part Number		Hose I.D.				Thread UNF	A mm	B mm	E mm	W mm
46	48	DN	Inch	Size	mm					
1L946-8-6	1L948-8-6	10	3/8	-6	9.5	3/4x16	63	40	35	22
1L946-12-12	1L948-12-12	20	3/4	-12	19.1	1-1/16x12	80	54	53	32
1L946-16-16	1L948-16-16	25	1	-16	25.4	1-5/16x12	97	68	64	41

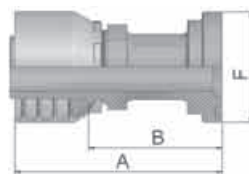
Approved **fitting series** for hose types:

Also available in stainless steel. Details can be found in CAT 4400.1/UK

	46	or		48	441	441RH	461LT	462	462ST												
	46	463	492	492ST	692	692TWIN															
	48	301SN	301TC	302	304	351TC	421RH	421SN	421WC	422	426	436	451	451TC	471TC	472TC	477	477ST	493	811	881

# 15 SAE Code 61 – Flange Head Straight

ISO 12151-3-S-L – SFL  
3000 psi







XXXXX-XX-XX Part Number		Hose I.D.				Flange	A mm	B mm	F mm
46	48	DN	Inch	Size	mm				
11546-8-8	11548-8-8	12	1/2	-8	12.7	1/2	74	51	30
11546-12-8	11548-12-8	12	1/2	-8	12.7	3/4	51	27	38
11546-12-10	11548-12-10	16	5/8	-10	15.9	3/4	56	31	38
11546-12-12	11548-12-12	20	3/4	-12	19.1	3/4	82	56	38
11546-16-12	11548-16-12	20	3/4	-12	19.1	1	56	30	45
11546-20-12	11548-20-12	20	3/4	-12	19.1	1-1/4	77	51	51
11546-16-16	11548-16-16	25	1	-16	25.4	1	84	54	45
11546-20-16	11548-20-16	25	1	-16	25.4	1-1/4	65	35	51
11546-24-16	11548-24-16	25	1	-16	25.4	1-1/2	97	67	60
	11548-16-20	32	1-1/4	-20	31.8	1	120	72	45
11546-20-20		32	1-1/4	-20	31.8	1-1/4	114	76	51
	11548-20-20	32	1-1/4	-20	31.8	1-1/4	120	72	51
11546-24-20		32	1-1/4	-20	31.8	1-1/2	72	35	60
	11548-24-24	40	1-1/2	-24	38.1	1-1/2	117	79	60
	11548-32-24	40	1-1/2	-24	38.1	2	80	42	71
	11548-24-32	50	2	-32	50.8	1-1/2	129	81	60
	11548-32-32	50	2	-32	50.8	2	127	79	71

\*Assembly only with Parkrimp 2 machine  
To select corresponding half-flange and O-ring see Section Eb.


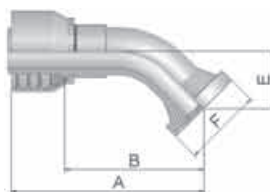
Approved **fitting series** for hose types:

Also available in stainless steel. Details can be found in CAT 4400.1/UK

 46	or	 48	441	441RH	461LT	462	462ST													
 46	463	492	492ST	692	692TWIN															
 48	301SN	301TC	302	304	351TC	421RH	421SN	421WC	422	426	436	451	451TC	471TC	472TC	477	477ST	493	811	881

# 17 SAE Code 61 – Flange Head 45° Elbow

ISO 12151-3 – E45 – L – SFL 45°  
3000 psi







XXXXX-XX-XX Part Number		Hose I.D.				Flange	A mm	B mm	E mm	F mm
46	48	DN	Inch	Size	mm					
11746-8-8	11748-8-8	12	1/2	-8	12.7	1/2	72	48	20	30
11746-12-8	11748-12-8	12	1/2	-8	12.7	3/4	71	47	21	38
11746-12-10	11748-12-10	16	5/8	-10	15.9	3/4	75	50	24	38
11746-12-12	11748-12-12	20	3/4	-12	19.1	3/4	88	62	26	38
11746-16-12	11748-16-12	20	3/4	-12	19.1	1	88	62	26	45
11746-20-12	11748-20-12	20	3/4	-12	19.1	1-1/4	87	61	25	51
11746-16-16	11748-16-16	25	1	-16	25.4	1	109	78	32	45
11746-20-16	11748-20-16	25	1	-16	25.4	1-1/4	109	79	32	51
	11748-16-20	32	1-1/4	-20	31.8	1	141	94	38	45
11746-20-20		32	1-1/4	-20	31.8	1-1/4	136	98	38	51
	11748-20-20	32	1-1/4	-20	31.8	1-1/4	141	94	38	51
11746-24-20		32	1-1/4	-20	31.8	1-1/2	136	98	38	60
	11748-24-24	40	1-1/2	-24	38.1	1-1/2	151	113	44	60
	11748-32-24	40	1-1/2	-24	38.1	2	143	105	36	71
	11748-24-32	50	2	-32	50.8	1-1/2	153	105	36	60
	11748-32-32	50	2	-32	50.8	2	202	153	56	71

°Assembly only with Parkrimp 2 machine

To select corresponding half-flange and O-ring see Section Eb.


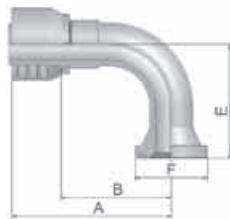
Approved **fitting series** for hose types:

Also available in stainless steel. Details can be found in CAT 4400.1/UK

	46	or		48	441	441RH	461LT	462	462ST												
	46	463	492	492ST	692	692TWIN															
	48	301SN	301TC	302	304	351TC	421RH	421SN	421WC	422	426	436	451	451TC	471TC	472TC	477	477ST	493	811	881

# 19 SAE Code 61 – Flange Head 90° Elbow

ISO 12151-3 – E– L – SFL 90°  
3000 psi







XXXXX-XX-XX		Hose I.D.				Flange	A	B	E	F
Part Number		DN	Inch	Size	mm		mm	mm	mm	mm
46	48									
11946-8-8	11948-8-8	12	1/2	-8	12.7	1/2	64	40	41	30
11946-12-8	11948-12-8	12	1/2	-8	12.7	3/4	71	47	43	38
11946-12-10	11948-12-10	16	5/8	-10	15.9	3/4	78	53	52	38
11946-16-10	11948-16-10	16	5/8	-10	15.9	1	78	53	52	45
11946-12-12	11948-12-12	20	3/4	-12	19.1	3/4	80	54	58	38
11946-16-12	11948-16-12	20	3/4	-12	19.1	1	80	54	58	45
11946-20-12	11948-20-12	20	3/4	-12	19.1	1-1/4	81	55	54	51
11946-12-16	11948-12-16	25	1	-16	25.4	3/4	98	68	70	38
11946-16-16	11948-16-16	25	1	-16	25.4	1	98	68	70	45
11946-20-16	11948-20-16	25	1	-16	25.4	1-1/4	102	72	70	51
11946-24-16°	11948-24-16	25	1	-16	25.4	1-1/2	100	70	62	60
11946-20-20		32	1-1/4	-20	31.8	1-1/4	124	86	90	51
	11948-20-20	32	1-1/4	-20	31.8	1-1/4	130	82	90	51
11946-24-20		32	1-1/4	-20	31.8	1-1/2	124	86	90	60
	11948-24-20	32	1-1/4	-20	31.8	1-1/2	130	83	67	60
	11948-24-24	40	1-1/2	-24	38.1	1-1/2	140	102	79	60
	11948-32-24	40	1-1/2	-24	38.1	2	139	101	104	71
	11948-24-32	50	2	-32	50.8	1-1/2	154	106	104	60
	11948-32-32	50	2	-32	50.8	2	186	138	114	71

\*Assembly only with Parkrimp 2 machine

To select corresponding half-flange and O-ring see Section Eb.


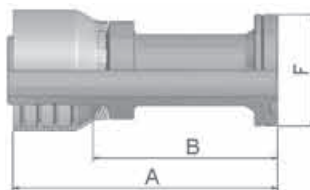
Approved **fitting series** for hose types:

Also available in stainless steel. Details can be found in CAT 4400.1/UK

 46	or	 48	441	441RH	461LT	462	462ST													
 46	463	492	492ST	692	692TWIN															
 48	301SN	301TC	302	304	351TC	421RH	421SN	421WC	422	426	436	451	451TC	471TC	472TC	477	477ST	493	811	881

## 6A SAE Code 62 Flange Straight

ISO 12151-3-S-S – SFS  
6000 psi




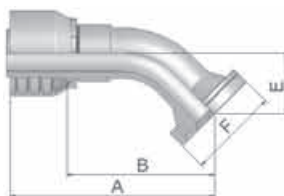
XXXXX-XX-XX		Hose I.D.				Flange	A mm	B mm	F mm
Part Number		DN	Inch	Size	mm				
46	48								
16A46-8-8	16A48-8-8	12	1/2	-8	12.7	1/2	75	51	32
16A46-12-12	16A48-12-10	20	3/4	-12	19.1	3/4	60	35	41
	16A48-12-12	25	1	-16	25.4	3/4	96	70	41
16A46-12-16	16A48-12-16	25	1	-16	25.4	3/4	99	69	41
16A46-16-16	16A48-16-16	25	1	-16	25.4	1	111	82	48
16A46-20-20	16A48-20-20	32	1-1/4	-20	31.8	1-1/4	122	84	54
	16A48-20-20	32	1-1/4	-20	31.8	1-1/4	130	83	54
	16A48-24-24	40	1-1/2	-24	38.1	1-1/2	141	103	64
	16A48-32-32	50	2	-32	50.8	2	173	124	79

\*Assembly only with Parkrimp 2 machine

To select corresponding half-flange and O-ring see Section Eb.

## 6F SAE Code 62 Flange 45° Elbow – Heavy Series

ISO 12151-3 – E45-S – SFS 45°  
6000 psi







XXXXX-XX-XX		Hose I.D.				Flange	A mm	B mm	E mm	F mm
Part Number		DN	Inch	Size	mm					
46	48									
16F46-12-12	16F48-12-12	20	3/4	-12	19.1	3/4	88	62	26	41
16F46-16-16	16F48-16-16	25	1	-16	25.4	1	107	78	32	48
	16F48-20-20	32	1-1/4	-20	31.8	1-1/4	141	94	38	54
	16F48-24-24	40	1-1/2	-24	38.1	1-1/2	150	112	44	64

To select corresponding half-flange and O-ring see Section Eb.

Approved **fitting series** for hose types:


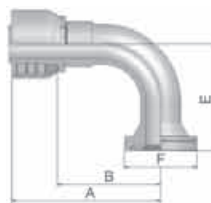
Also available in stainless steel. Details can be found in CAT 4400.1/UK

	46	or		48	441	441RH	461LT	462	462ST												
	46	463	492	492ST	692	692TWIN															
	48	301SN	301TC	302	304	351TC	421RH	421SN	421WC	422	426	436	451	451TC	471TC	472TC	477	477ST	493	811	881

**6N**

**SAE Code 62 Flange  
90° Elbow**

ISO 12151-3 – E-S – SFS 90°  
6000 psi



XXXXX-XX-XX		Hose I.D.				Flange	A mm	B mm	E mm	F mm
Part Number		DN	Inch	Size	mm					
46	48									
16N46-8-12	16N48-8-12	20	3/4	-12	19.1	1/2	70	44	40	32
16N46-12-12	16N48-12-12	20	3/4	-12	19.1	3/4	80	54	54	41
16N46-16-12	16N48-16-12	20	3/4	-12	19.1	1	80	54	53	48
16N46-12-16	16N48-12-16	25	1	-16	25.4	3/4	88	58	58	41
16N46-16-16	16N48-16-16	25	1	-16	25.4	1	98	68	70	48
16N46-20-20		32	1-1/4	-20	31.8	1-1/4	124	86	90	54
	16N48-20-20	32	1-1/4	-20	31.8	1-1/4	130	82	70	54
	16N48-24-24	40	1-1/2	-24	38.1	1-1/2	139	101	104	64
	16N48-32-32	50	2	-32	50.8	2	172	124	115	79
	16N48-32-32	50	2	-32	50.8	2	172	124	115	79

To select corresponding half-flange and O-ring see Section Eb.

Approved **fitting series** for hose types:

Also available in stainless steel. Details can be found in CAT 4400.1/UK

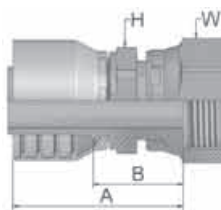
<b>46</b> or <b>48</b>	441	441RH	461LT	462	462ST															
<b>46</b>	463	492	492ST	692	692TWIN															
<b>48</b>	301SN	301TC	302	304	351TC	421RH	421SN	421WC	422	426	436	451	451TC	471TC	472TC	477	477ST	493	811	881



JC

## Female ORFS Swivel – Straight Short





ISO 12151-1 – SWSA  
SAE J516 – ORFS



XXXXX-XX-XX Part Number		Hose I.D.				Thread UNF	A mm	B mm	H mm	W mm
46	48	DN	Inch	Size	mm					
1JC46-4-4	1JC48-4-4	6	1/4	-4	6.3	9/16x18	46	22	14	17
1JC46-6-4	1JC48-6-4	6	1/4	-4	6.3	11/16x16	45	23	17	22
1JC46-8-4	1JC48-8-4	6	1/4	-4	6.3	13/16x16	45	22	19	24
1JC46-6-5	1JC48-6-5	8	5/16	-5	7.9	11/16x16	47	23	17	22
1JC46-4-6	1JC48-4-6	10	3/8	-6	9.5	9/16x18	42	19	17	17
1JC46-6-6	1JC48-6-6	10	3/8	-6	9.5	11/16x16	43	21	17	22
1JC46-8-6	1JC48-8-6	10	3/8	-6	9.5	13/16x16	45	22	19	24
1JC46-6-8	1JC48-6-8	12	1/2	-8	12.7	11/16x16	44	20	17	22
1JC46-8-8	1JC48-8-8	12	1/2	-8	12.7	13/16x16	46	22	22	24
1JC46-10-8	1JC48-10-8	12	1/2	-8	12.7	1x14	48	24	24	30
1JC46-12-8	1JC48-12-8	12	1/2	-8	12.7	1-3/16x12	52	29	30	36
1JC46-8-10	1JC48-8-10	16	5/8	-10	15.9	13/16x16	47	22	22	24
1JC46-10-10	1JC48-10-10	16	5/8	-10	15.9	1x14	51	26	24	30
1JC46-12-10	1JC48-12-10	16	5/8	-10	15.9	1-3/16x12	54	28	30	36
1JC46-10-12	1JC48-10-12	20	3/4	-12	19.1	1x14	54	28	24	30
1JC46-12-12	1JC48-12-12	20	3/4	-12	19.1	1-3/16x12	55	29	30	36
1JC46-16-12	1JC48-16-12	20	3/4	-12	19.1	1-7/16x12	59	33	36	41
1JC46-12-16	1JC48-12-16	25	1	-16	25.4	1-3/16x12	60	30	32	36
1JC46-16-16	1JC48-16-16	25	1	-16	25.4	1-7/16x12	63	33	36	41
1JC46-20-16	1JC48-20-16	25	1	-16	25.4	1-11/16x12	62	32	41	50
1JC46-20-20		32	1-1/4	-20	31.8	1-11/16x12	71	33	41	50
	1JC48-20-20	32	1-1/4	-20	31.8	1-11/16x12	85	36	50	50

Approved **fitting series** for hose types:

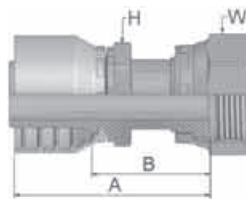
Also available in stainless steel. Details can be found in CAT 4400.1/UK

	46	or		48	441	441RH	461LT	462	462ST												
	46	463	492	492ST	692	692TWIN															
	48	301SN	301TC	302	304	351TC	421RH	421SN	421WC	422	426	436	451	451TC	471TC	472TC	477	477ST	493	811	881

**JS**

## ORFS Swivel Female (Long)

ISO 12151-1-SWSB  
SAE J516 – ORFS



XXXXX-XX-XX		Hose I.D.				Thread UNF	A mm	B mm	H mm	W mm
Part Number		DN	Inch	Size	mm					
46	48									
1JS46-4-4	1JS48-4-4	6	1/4	-4	6.3	9/16x18	51	29	14	17
1JS46-6-4	1JS48-6-4	6	1/4	-4	6.3	11/16x16	54	31	17	22
1JS46-6-5	1JS48-6-5	8	5/16	-5	7.9	11/16x16	55	31	17	22
1JS46-4-6	1JS48-4-6	10	3/8	-6	9.5	9/16x18	53	31	14	17
1JS46-6-6	1JS48-6-6	10	3/8	-6	9.5	11/16x16	52	29	17	22
1JS46-8-6	1JS48-8-6	10	3/8	-6	9.5	13/16x16	58	35	19	24
1JS46-6-8	1JS48-6-8	12	1/2	-8	12.7	11/16x16	52	29	17	22
1JS46-8-8	1JS48-8-8	12	1/2	-8	12.7	13/16x16	57	33	22	24
1JS46-10-8	1JS48-10-8	12	1/2	-8	12.7	1x14	63	39	24	30
1JS46-10-10	1JS48-10-10	16	5/8	-10	15.9	1x14	65	39	24	30
1JS46-12-10	1JS48-12-10	16	5/8	-10	15.9	1-3/16x12	70	45	30	36
1JS46-10-12	1JS48-10-12	20	3/4	-12	19.1	1x14	65	39	24	30
1JS46-12-12	1JS48-12-12	20	3/4	-12	19.1	1-3/16x12	71	45	30	36
1JS46-16-12	1JS48-16-12	20	3/4	-12	19.1	1-7/16x12	73	47	36	41
1JS46-16-16	1JS48-16-16	25	1	-16	25.4	1-7/16x12	76	46	36	41
1JS46-20-20		32	1-1/4	-20	31.8	1-11/16x12	88	50	41	50
	1JS48-20-20	32	1-1/4	-20	31.8	1-11/16x12	102	54	46	50
	1JS48-24-24	40	1-1/2	-24	38.1	2x12	100	62	50	60


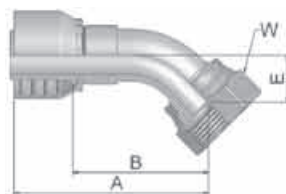
Approved **fitting series** for hose types:

Also available in stainless steel. Details can be found in CAT 4400.1/UK

46	or	48	441	441RH	461LT	462	462ST													
46	463	492	492ST	692	692TWIN															
48	301SN	301TC	302	304	351TC	421RH	421SN	421WC	422	426	436	451	451TC	471TC	472TC	477	477ST	493	811	881

# J7 Female ORFS – Swivel 45° Elbow





ISO 12151-1 – SWE 45°  
SAE J516 – ORFS 45°



XXXXX-XX-XX Part Number		Hose I.D.				Thread UNF	A	B	E	W
46	48	DN	Inch	Size	mm		mm	mm	mm	mm
1J746-4-4	1J748-4-4	6	1/4	-4	6.3	9/16x18	52	28	10	17
1J746-6-4	1J748-6-4	6	1/4	-4	6.3	11/16x16	53	30	11	22
1J746-8-4	1J748-8-4	6	1/4	-4	6.3	13/16x16	59	34	15	24
1J746-6-5	1J748-6-5	8	5/16	-5	7.9	11/16x16	56	32	11	22
1J746-6-6	1J748-6-6	10	3/8	-6	9.5	11/16x16	54	31	11	22
1J746-8-6	1J748-8-6	10	3/8	-6	9.5	13/16x16	59	36	15	24
1J746-6-8	1J748-6-8	12	1/2	-8	12.7	11/16x16	57	33	11	22
1J746-8-8	1J748-8-8	12	1/2	-8	12.7	13/16x16	61	38	15	24
1J746-10-8	1J748-10-8	12	1/2	-8	12.7	1x14	65	41	16	30
1J746-12-8	1J748-12-8	12	1/2	-8	12.7	1-3/16x12	77	53	21	36
1J746-10-10	1J748-10-10	16	5/8	-10	15.9	1x14	67	42	16	30
1J746-12-10	1J748-12-10	16	5/8	-10	15.9	1-3/16x12	80	55	21	36
1J746-10-12	1J748-10-12	20	3/4	-12	19.1	1x14	73	47	16	30
1J746-12-12	1J748-12-12	20	3/4	-12	19.1	1-3/16x12	83	57	21	36
1J746-16-12	1J748-16-12	20	3/4	-12	19.1	1-7/16x12	94	68	24	41
1J746-12-16	1J748-12-16	25	1	-16	25.4	1-3/16x12	91	61	21	36
1J746-16-16	1J748-16-16	25	1	-16	25.4	1-7/16x12	99	69	24	41
1J746-20-16	1J748-20-16	25	1	-16	25.4	1-11/16x12	101	71	25	50
1J746-20-20		32	1-1/4	-20	31.8	1-11/16x12	124	86	26	50
	1J748-20-20	32	1-1/4	-20	31.8	1-11/16x12	130	82	27	50
	1J748-24-24	40	1-1/2	-24	38.1	2x12	148	110	40	60

Approved **fitting series** for hose types:


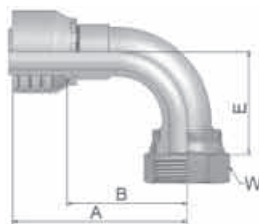
Also available in stainless steel. Details can be found in CAT 4400.1/UK

	46	or		48	441	441RH	461LT	462	462ST												
	46	463	492	492ST	692	692TWIN															
	48	301SN	301TC	302	304	351TC	421RH	421SN	421WC	422	426	436	451	451TC	471TC	472TC	477	477ST	493	811	881

**J9**

## Female ORFS – Swivel 90° Elbow – Short Drop

ISO 12151-1 – SWES  
SAE J516 – ORFS 90°



XXXXX-XX-XX		Hose I.D.				Thread UNF	A mm	B mm	E mm	W mm
Part Number		DN	Inch	Size	mm					
46	48									
1J946-4-4	1J948-4-4	6	1/4	-4	6.3	9/16x18	48	24	21	17
1J946-6-4	1J948-6-4	6	1/4	-4	6.3	11/16x16	51	27	23	22
1J946-8-4	1J948-8-4	6	1/4	-4	6.3	13/16x16	50	26	29	24
1J946-6-5	1J948-6-5	8	5/16	-5	7.9	11/16x16	53	29	23	22
1J946-4-6	1J948-4-6	10	3/8	-6	9.5	9/16x18	47	24	21	17
1J946-6-6	1J948-6-6	10	3/8	-6	9.5	11/16x16	52	29	23	22
1J946-8-6	1J948-8-6	10	3/8	-6	9.5	13/16x16	53	30	29	24
1J946-6-8	1J948-6-8	12	1/2	-8	12.7	11/16x16	53	29	23	22
1J946-8-8	1J948-8-8	12	1/2	-8	12.7	13/16x16	55	32	29	24
1J946-10-8	1J948-10-8	12	1/2	-8	12.7	1x14	66	43	32	30
1J946-12-8	1J948-12-8	12	1/2	-8	12.7	1-3/16x12	58	34	48	36
1J946-10-10	1J948-10-10	16	5/8	-10	15.9	1x14	66	40	32	30
1J946-12-10	1J948-12-10	16	5/8	-10	15.9	1-3/16x12	71	45	48	36
1J946-10-12	1J948-10-12	20	3/4	-12	19.1	1x14	69	43	32	30
1J946-12-12	1J948-12-12	20	3/4	-12	19.1	1-3/16x12	82	54	48	36
1J946-16-12	1J946-16-12	20	3/4	-12	19.1	1-7/16x12	88	62	56	41
1J946-12-16	1J948-12-16	25	1	-16	25.4	1-3/16x12	88	58	48	36
1J946-16-16	1J948-16-16	25	1	-16	25.4	1-7/16x12	96	66	56	41
1J946-20-16	1J948-20-16	25	1	-16	25.4	1-11/16x12	104	74	64	50
1J946-16-20		32	1-1/4	-20	31.8	1-7/16x12	107	69	56	41
1J946-20-20		32	1-1/4	-20	31.8	1-11/16x12	124	86	64	50
	1J948-20-20	32	1-1/4	-20	31.8	1-11/16x12	130	83	64	50
	1J948-24-24	40	1-1/2	-24	38.1	2x12	140	102	82	60

Approved **fitting series** for hose types:

Also available in stainless steel. Details can be found in CAT 4400.1/UK


46 or 48 441 441RH 461LT 462 462ST

46 463 492 492ST 692 692TWIN

48 301SN 301TC 302 304 351TC 421RH 421SN 421WC 422 426 436 451 451TC 471TC 472TC 477 477ST 493 811 881

## J1 Female ORFS – Swivel 90° Elbow – Long Drop


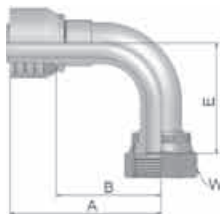
ISO 12151-1 – SWEL  
SAE J 516 – ORFS 90° L



XXXXX-XX-XX Part Number		Hose I.D.				Thread UNF	A mm	B mm	E mm	W mm
46	48	DN	Inch	Size	mm					
1J146-4-4	1J148-4-4	6	1/4	-4	6.3	9/16x18	58	35	46	17
1J146-6-4	1J148-6-4	6	1/4	-4	6.3	11/16x16	60	36	54	22
1J146-6-6	1J148-6-6	10	3/8	-6	9.5	11/16x16	58	35	54	22
1J146-8-6	1J148-8-6	10	3/8	-6	9.5	13/16x16	59	37	64	24
1J146-8-8	1J148-8-8	12	1/2	-8	12.7	13/16x16	61	37	64	24
1J146-10-8	1J148-10-8	12	1/2	-8	12.7	1x14	66	42	70	30
1J146-10-10	1J148-10-10	16	5/8	-10	15.9	1x14	65	40	70	30
1J146-12-12	1J148-12-12	20	3/4	-12	19.1	1-3/16x12	80	54	96	36
1J146-16-16	1J148-16-16	25	1	-16	25.4	1-7/16x12	95	66	114	41

## J5 Female ORFS – Swivel 90° Elbow – Medium Drop





ISO 12151-1 – SWEM – ORFS 90° M



XXXXX-XX-XX Part Number		Hose I.D.				Thread UNF	A mm	B mm	E mm	W mm
46	48	DN	Inch	Size	mm					
1J546-4-4	1J548-4-4	6	1/4	-4	6.3	9/16x18	59	35	32	17
1J546-6-4	1J548-6-4	6	1/4	-4	6.3	11/16x16	62	38	38	22
1J546-6-6	1J548-6-6	10	3/8	-6	9.5	11/16x16	58	35	38	22
1J546-8-6	1J548-8-6	10	3/8	-6	9.5	13/16x16	60	37	41	24
1J546-8-8	1J548-8-8	12	1/2	-8	12.7	13/16x16	60	37	41	24
1J546-10-8	1J548-10-8	12	1/2	-8	12.7	1x14	66	43	47	30
1J546-10-10	1J548-10-10	16	5/8	-10	15.9	1x14	65	40	47	30
1J546-12-12	1J548-12-12	20	3/4	-12	19.1	1-3/16x12	80	54	58	36

Approved **fitting series** for hose types:

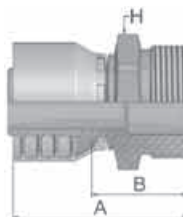
Also available in stainless steel. Details can be found in CAT 4400.1/UK

	46	or		48	441	441RH	461LT	462	462ST												
	46	463	492	492ST	692	692TWIN															
	48	301SN	301TC	302	304	351TC	421RH	421SN	421WC	422	426	436	451	451TC	471TC	472TC	477	477ST	493	811	881

**JM**

## ORFS Male

ISO 12151-1-S – SAE J516




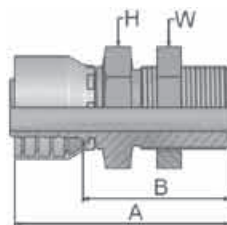
XXXXX-XX-XX		Hose I.D.				Thread UNF	A mm	B mm	H mm
Part Number		DN	Inch	Size	mm				
46	48								
1JM46-4-4	1JM48-4-4	6	1/4	-4	6.3	9/16x18	44	22	17
1JM46-6-4	1JM48-6-4	6	1/4	-4	6.3	11/16x16	46	24	19
1JM46-6-5	1JM48-6-5	8	5/16	-5	7.9	11/16x16	53	26	19
1JM46-6-6	1JM48-6-6	10	3/8	-6	9.5	11/16x16	47	24	19
1JM46-8-6	1JM48-8-6	10	3/8	-6	9.5	13/16x16	50	27	22
1JM46-8-8	1JM48-8-8	12	1/2	-8	12.7	13/16x16	51	27	22
1JM46-10-8	1JM48-10-8	12	1/2	-8	12.7	1x14	55	32	27
1JM46-10-10	1JM48-10-10	16	5/8	-10	15.9	1x14	57	32	27
1JM46-12-10	1JM48-12-10	16	5/8	-10	15.9	1-3/16x12	59	34	32
1JM46-12-12	1JM48-12-12	20	3/4	-12	19.1	1-3/16x12	61	35	32
1JM46-16-12	1JM48-16-12	20	3/4	-12	19.1	1-7/16x12	64	38	41
1JM46-16-16	1JM48-16-16	25	1	-16	25.4	1-7/16x12	67	37	41
1JM46-20-16	1JM48-20-16	25	1	-16	25.4	1-11/16x12	66	36	46
	1JM48-20-20	32	1-1/4	-20	31.8	1-11/16x12	85	37	46

To select corresponding O-ring see Section Eb.

**JD**

## Male ORFS Bulkhead with Locknut Straight (with O-ring)

ISO 12151-1 – SAE J516







XXXXX-XX-XX		Hose I.D.				Thread UNF	A mm	B mm	H mm	W mm
Part Number		DN	Inch	Size	mm					
46	48									
1JD46-4-4	1JD48-4-4	6	1/4	-4	6.3	9/16x18	72	48	22	22
1JD46-6-6	1JD48-6-6	10	3/8	-6	9.5	11/16x16	74	51	27	27
1JD46-8-8	1JD48-8-8	12	1/2	-8	12.7	13/16x16	79	56	30	30
1JD46-10-10	1JD48-10-10	16	5/8	-10	15.9	1x14	86	60	32	36
1JD46-12-12	1JD48-12-12	20	3/4	-12	19.1	1-3/16x12	89	63	36	38
1JD46-16-16	1JD48-16-16	25	1	-16	25.4	1-7/16x12	94	64	46	46

To select corresponding O-ring see Section Eb.

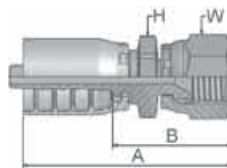
Approved **fitting series** for hose types:

Also available in stainless steel. Details can be found in CAT 4400.1/UK

 46	or	 48	441	441RH	461LT	462	462ST																				
 46	463																			492	492ST	692	692TWIN				
 48	301SN	301TC	302	304	351TC	421RH	421SN	421WC	422	426	436	451	451TC	471TC	472TC	477	477ST	493	811	881							

## FU Female BSP Parallel Pipe Swivel – Straight (30° Flare)

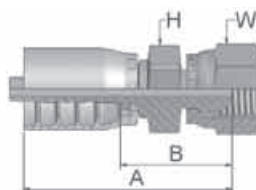
ISO 228-1 – JIS B8363 – GUI



XXXXX-XX-XX Part Number		Hose I.D.				Thread BSP	A mm	B mm	H mm	W mm
46	48	DN	Inch	Size	mm					
1FU46-4-4	1FU48-4-4	6	1/4	-4	6.3	1/4x19	50	32	19	19
1FU46-6-6	1FU48-6-6	10	3/8	-6	9.5	3/8x19	58	35	24	22
1FU46-12-12	1FU48-12-12	20	3/4	-12	19.1	3/4x14	71	45	36	36
1FU46-16-16	1FU48-16-16	25	1	-16	25.4	1x11	76	46	41	41

## GU Female BSP Parallel Pipe Swivel – Straight (60° Cone)





ISO 228-1 – JIS B8363 – GUO



XXXXX-XX-XX Part Number		Hose I.D.				Thread BSP	A mm	B mm	H mm	W mm
46	48	DN	Inch	Size	mm					
1GU46-4-4	1GU48-4-4	6	1/4	-4	6.3	1/4x19	51	27	19	19
1GU46-6-6	1GU48-6-6	10	3/8	-6	9.5	3/8x19	58	35	22	22
1GU46-8-8	1GU48-8-8	12	1/2	-8	12.7	1/2x14	55	32	27	27

Approved **fitting series** for hose types:


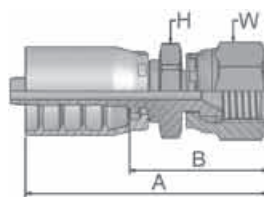
Also available in stainless steel. Details can be found in CAT 4400.1/UK

	46	or		48	441	441RH	461LT	462	462ST												
	46	463	492	492ST	692	692TWIN															
	48	301SN	301TC	302	304	351TC	421RH	421SN	421WC	422	426	436	451	451TC	471TC	472TC	477	477ST	493	811	881



## MU Female Metric – Swivel Straight (30° Flare)


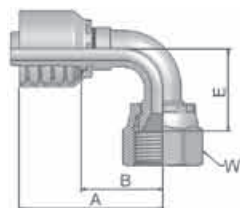
JIS B8363 – MU



XXXXX-XX-XX Part Number		Hose I.D.				Thread metric	A mm	B mm	H mm	W mm
46	48	DN	Inch	Size	mm					
1MU46-4-4	1MU48-4-4	6	1/4	-4	6.3	M14x1.5	45	21	19	19
1MU46-6-4	1MU48-6-4	6	1/4	-4	6.3	M18x1.5	57	33	24	24
1MU46-6-6	1MU48-6-6	10	3/8	-6	9.5	M18x1.5	59	36	24	24
1MU46-8-8	1MU48-8-8	12	1/2	-8	12.7	M22x1.5	64	40	27	27

## MZ Female Metric – Swivel 90° Elbow (30° Flare)





JIS B8363



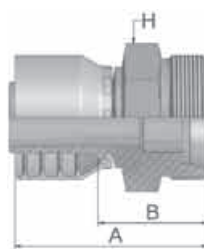
XXXXX-XX-XX Part Number		Hose I.D.				Thread metric	A mm	B mm	E mm	W mm
46	48	DN	Inch	Size	mm					
1MZ46-4-4	1MZ48-4-4	6	1/4	-4	6.3	M14x1.5	48	24	23	19
1MZ46-6-6	1MZ48-6-6	10	3/8	-6	9.5	M18x1.5	51	28	29	24
1MZ46-8-8	1MZ48-8-8	12	1/2	-8	12.7	M22x1.5	55	31	31	27

Approved **fitting series** for hose types:

Also available in stainless steel. Details can be found in CAT 4400.1/UK

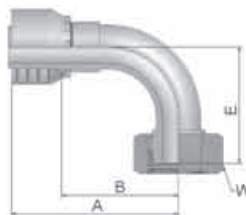
 46	or	 48	441	441RH	461LT	462	462ST													
 46	463 492 492ST 692 692TWIN																			
 48	301SN 301TC 302 304 351TC 421RH 421SN 421WC 422 426 436 451 451TC 471TC 472TC 477 477ST 493 811 881																			

## FG Male French Gas Series Rigid – Straight (24° Cone)



XXXXX-XX-XX Part Number		Hose I.D.				Thread metric	Tube O.D. mm	A mm	B mm	H mm
46	48	DN	Inch	Size	mm					
1FG46-13-5	1FG48-13-5	8	5/16	-5	7.9	M20x1.5	13	53	29	22
1FG46-13-6	1FG48-13-6	10	3/8	-6	9.5	M20x1.5	13	52	30	22
1FG46-17-8	1FG48-17-8	12	1/2	-8	12.7	M24x1.5	17	51	27	24
1FG46-21-10	1FG48-21-10	16	5/8	-10	15.9	M30x1.5	21	58	32	30
1FG46-27-12	1FG48-27-12	20	3/4	-12	19.1	M36x1.5	27	60	34	36
1FG46-33-16	1FG48-33-16	25	1	-16	25.4	M45x1.5	33	69	40	46

## F2 Female French Gas Series Swivel – 90° Elbow



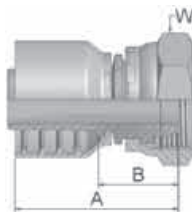
XXXXX-XX-XX Part Number		Hose I.D.				Thread metric	Tube O.D. mm	A mm	B mm	E mm	W mm
46	48	DN	Inch	Size	mm						
1F246-13-5	1F248-13-5	8	5/16	-5	7.9	M20x1.5	13	59	35	30	24
1F246-13-6	1F248-13-6	10	3/8	-6	9.5	M20x1.5	13	60	38	33	24
1F246-17-8	1F248-17-8	12	1/2	-8	12.7	M24x1.5	17	61	37	43	30
1F246-21-10	1F248-21-10	16	5/8	-10	15.9	M30x1.5	21	71	46	45	36

Approved **fitting series** for hose types:

Also available in stainless steel. Details can be found in CAT 4400.1/UK

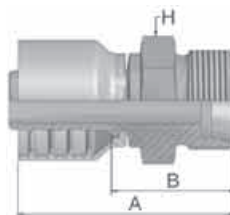
46 or 48	441	441RH	461LT	462	462ST
46	463	492	492ST	692	692TWIN
48	301SN	301TC	302	304	351TC
	421RH	421SN	421WC	422	426
	436	451	451TC	471TC	472TC
	477	477ST	493	811	881

## F4 Female French Gas Series Swivel – Straight (Ball Nose)



XXXXX-XX-XX Part Number		Hose I.D.				Thread metric	Tube O.D. mm	A mm	B mm	W mm
46	48	DN	Inch	Size	mm					
1F446-13-4	1F448-13-4	6	1/4	-4	6.3	M20x1.5	13	48	24	24
1F446-13-5	1F448-13-5	8	5/16	-5	7.9	M20x1.5	13	48	24	24
1F446-13-6	1F448-13-6	10	3/8	-6	9.5	M20x1.5	13	45	22	24
1F446-17-8	1F448-17-8	12	1/2	-8	12.7	M24x1.5	17	49	25	30
1F446-21-10	1F448-21-10	16	5/8	-10	15.9	M30x1.5	21	50	25	36
1F446-27-12	1F448-27-12	20	3/4	-12	19.1	M36x1.5	26	59	33	46
1F446-33-16	1F448-33-16	25	1	-16	25.4	M45x1.5	33	63	33	55





## F6 French Male Metric Series (24° Cone)



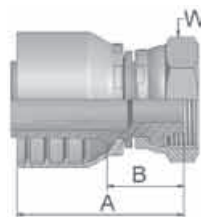
XXXXX-XX-XX Part Number		Hose I.D.				Thread metric	Tube O.D. mm	A mm	B mm	H mm
46	48	DN	Inch	Size	mm					
1F646-14-6	1F648-14-6	10	3/8	-6	9.5	M20x1.5	14	50	27	22
1F646-20-10	1F648-20-10	16	5/8	-10	15.9	M27x1.5	20	59	33	30

Approved **fitting series** for hose types:

Also available in stainless steel. Details can be found in CAT 4400.1/UK

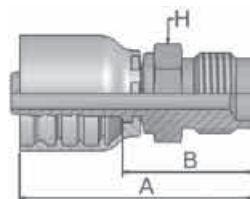
 46	or	 48	441	441RH	461LT	462	462ST													
 46	463	492	492ST	692	692TWIN															
 48	301SN	301TC	302	304	351TC	421RH	421SN	421WC	422	426	436	451	451TC	471TC	472TC	477	477ST	493	811	881

## F9 French Female Metric Series Swivel – (Ball Nose)



XXXXX-XX-XX Part Number		Hose I.D.				Thread metric	Tube O.D. mm	A mm	B mm	W mm
46	48	DN	Inch	Size	mm					
1F946-6-4	1F948-6-4	6	1/4	-4	6.3	M12x1	6	44	20	14
1F946-10-4	1F948-10-4	6	1/4	-4	6.3	M16x1.5	10	46	22	19
1F946-14-6	1F948-14-6	10	3/8	-6	9.5	M20x1.5	14	45	22	24
1F946-20-10	1F948-20-10	16	5/8	-10	15.9	M27x1.5	20	50	25	32
1F946-22-12	1F948-22-12	20	3/4	-12	19.1	M30x1.5	22	54	28	36
1F946-25-12	1F948-25-12	20	3/4	-12	19.1	M33x1.5	25	56	30	41
1F946-30-16	1F948-30-16	25	1	-16	25.4	M39x1.5	30	62	32	50





## FA Metric Male For Agriculture Valves



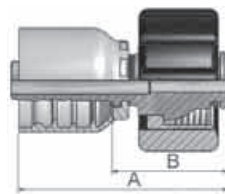
XXXXX-XX-XX Part Number		Hose I.D.				Thread metric	A mm	B mm	H mm
46	48	DN	Inch	Size	mm				
1FA46-12-5	1FA48-12-5	8	5/16	-5	7.9	M18x1.5	53	29	19
1FA46-12-6	1FA48-12-6	10	3/8	-6	9.5	M18x1.5	52	29	19
1FA46-12-8	1FA48-12-8	12	1/2	-8	12.7	M18x1.5	53	29	19

Approved **fitting series** for hose types:

Also available in stainless steel. Details can be found in CAT 4400.1/UK

 46	or	 48	441	441RH	461LT	462	462ST																						
 46	463													492	492ST	692	692TWIN												
 48	301SN		301TC	302	304	351TC	421RH	421SN	421WC	422	426	436	451	451TC	471TC	472TC	477	477ST	493	811	881								

## CW Power Cleaner Connection


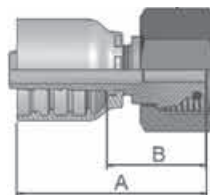


XXXXX-XX-XX Part Number		Hose I.D.				Thread metric	Tube O.D. mm	A mm	B mm
46	48	DN	Inch	Size	mm				
1CW46-15-4	1CW48-15-4	6	1/4	-4	6.3	M22x1.5	15	53	29
1CW46-15-5	1CW48-15-5	8	5/16	-5	7.9	M22x1.5	15	53	29
1CW46-15-6	1CW48-15-6	10	3/8	-6	9.5	M22x1.5	15	52	29
1CW46-15-8	1CW48-15-8	12	1/2	-8	12.7	M22x1.5	15	53	29

Rubber hand grip Part-No. WKS-X-XXX in black or blue please find on page Eb-16.

## NW Female Kärcher Metric Cleaning Hose Fitting Swivel – Straight





(New Design)



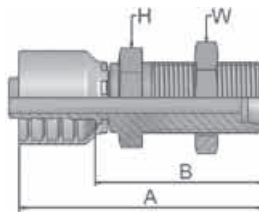
XXXXX-XX-XX Part Number		Hose I.D.				Thread metric	A mm	B mm
46	48	DN	Inch	Size	mm			
1NW46-15-4	1NW48-15-4	6	1/4	-4	6.3	M22x1.5	52	29
1NW46-15-5	1NW48-15-5	8	5/16	-5	7.9	M22x1.5	52	29
1NW46-15-6	1NW48-15-6	10	3/8	-6	9.5	M22x1.5	48	25

Rubber hand grip Part-No. WKS-X-XXX in black or blue please find on page Eb-16.

Approved **fitting series** for hose types:

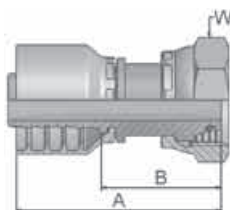
 46	or	 48	441	441RH	461LT	462	462ST													
 46	463	492	492ST	692	692TWIN															
 48	301SN	301TC	302	304	351TC	421RH	421SN	421WC	422	426	436	451	451TC	471TC	472TC	477	477ST	493	811	881

## DK Male Metric L – Rigid Bulkhead with Locknut (24° Cone)



XXXXX-XX-XX Part Number		Hose I.D.				Thread metric	A mm	B mm	H mm	W mm
46	48	DN	Inch	Size	mm					
1DK46-10-5	1DK48-10-5	8	5/16	-5	7.9	M16x1.5	71	48	22	22
1DK46-15-10	1DK48-15-10	16	5/8	-10	15.9	M22x1.5	81	56	27	30
1DK46-18-10	1DK48-18-10	16	5/8	-10	15.9	M26x1.5	85	60	36	36





## DX Female Metric Swivel (M27x2) O-Ring Light Series




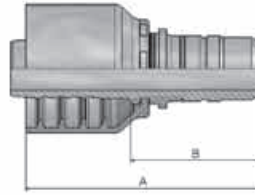
XXXXX-XX-XX Part Number		Hose I.D.				Thread metric	A mm	B mm	W mm
46	48	DN	Inch	Size	mm				
1DX46-18-10	1DX48-18-10	16	5/8	-10	15.9	M27x2	61	36	32

Approved **fitting series** for hose types:

Also available in stainless steel. Details can be found in CAT 4400.1/UK


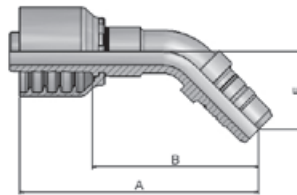
 46	or	 48	441	441RH	461LT	462	462ST												
 46	463 492 492ST 692 692TWIN																		
 48	301SN 301TC 302 304 351TC 421RH 421SN 421WC 422 426 436 451 451TC 471TC 472TC 477 477ST 493 811 881																		

## EN UPTC – Male Straight



XXXXX-XX-XX Part Number		Hose I.D.				Tube O.D.	A	B
46	48	DN	Inch	Size	mm	mm	mm	mm
1EN46-8-4	1EN48-8-4	6	1/4	-4	6.3	8	49	26
1EN46-10-5	1EN48-10-5	8	5/16	-5	7.9	10	50	26
1EN46-12-6	1EN48-12-6	10	3/8	-6	9.5	12	50	27
1EN46-15-8	1EN48-15-8	12	1/2	-8	12.7	15	53	29
1EN46-18-10	1EN48-18-10	16	5/8	-10	15.9	18	56	31
1EN46-22-12	1EN48-22-12	20	3/4	-12	19.1	22	58	33





## EU UPTC – Male 45° Elbow



XXXXX-XX-XX Part Number		Hose I.D.				Tube O.D.	A	B	E
46	48	DN	Inch	Size	mm	mm	mm	mm	mm
1EU46-8-4	1EU48-8-4	6	1/4	-4	6.3	8	66	43	23
1EU46-10-5	1EU48-10-5	8	5/16	-5	7.9	10	68	45	23
1EU46-12-6	1EU48-12-6	10	3/8	-6	9.5	12	71	48	23
1EU46-15-8	1EU48-15-8	12	1/2	-8	12.7	15	78	54	25
1EU46-18-10	1EU48-18-10	16	5/8	-10	15.9	18	84	59	32
1EU46-22-12	1EU48-22-12	20	3/4	-12	19.1	22	95	69	33


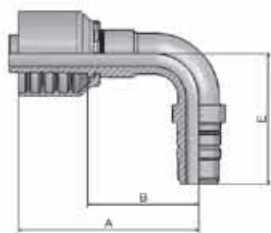
Approved **fitting series** for hose types:


Also available in stainless steel. Details can be found in CAT 4400.1/UK

 46	or	 48	441	441RH	461LT	462	462ST																													
 46	463																			492	492ST	692	692TWIN													
 48	301SN			301TC	302	304	351TC	421RH	421SN	421WC	422	426	436	451	451TC	471TC	472TC	477	477ST	493	811	881														



# ET UPTC – Male 90° Elbow



XXXXX-XX-XX Part Number		 Hose I.D.				Tube O.D.	A	B	E
46	48	DN	Inch	Size	mm	mm	mm	mm	mm
1ET46-8-4	1ET48-8-4	6	1/4	-4	6.3	8	59	36	39
1ET46-10-5	1ET48-10-5	8	5/16	-5	7.9	10	58	35	39
1ET46-12-6	1ET48-12-6	10	3/8	-6	9.5	12	57	34	40
1ET46-15-8	1ET48-15-8	12	1/2	-8	12.7	15	61	38	45
1ET46-18-10	1ET48-18-10	16	5/8	-10	15.9	18	65	39	57
1ET46-22-12	1ET48-22-12	20	3/4	-12	19.1	22	80	54	64

## Was ist mit den Gegenstücken ?

Approved **fitting series** for hose types:

Also available in stainless steel. Details can be found in CAT 4400.1/UK

46 or 48	441	441RH	461LT	462	462ST
46	463	492	492ST	692	692TWIN
48	301SN	301TC	302	304	351TC
	421RH	421SN	421WC	422	426
	436	451	451TC	471TC	472TC
	477	477ST	493	811	881